





A COMPREHENSIVE RANGE OF PROFESSIONAL RADIO SOLUTIONS THAT FLEXIBLY MEET YOUR NEEDS

No matter what your communication needs may be, we have the system for you. We go beyond traditional VHF and UHF two-way radios providing peace of mind and keep you connected anywhere and at anytime. Icom continues developing innovative solutions in response to diversifying user needs and can now offer a wide range of two-way radio platforms from analog, digital, wireless LAN, LTE to satellite as a true comprehensive wireless communications company.



IP Radio – LTE & Hybrid

Icom's IP radio (LTE) provides instantaneous, wide area communication using an LTE (4G) and 3G network*. It enables full-duplex communication, which allows telephone style conversations. The Hybrid IP radio can receive both communications from an LTE radio group and IDAS™ (or analog) group.

* 3G service availability depends on the network operator. Network coverage provided by a custom SIM card.



Satellite PTT

Satellite PTT (Push-To-Talk) is a two-way radio system that uses the Iridium® satellite network. It can be used as a communication tool in remote, isolated areas where there are no mobile phones or landline network infrastructure. Even if terrestrial network infrastructure is rendered unusable by human or natural disasters, Satellite PTT can provide a stable back-up, independent from other networks.



P25 Radio

Icom P25 radios meet public safety customers' demanding needs and afford them the opportunity to make the most of their budgets, with cost-effective digital two-way radio communications products. Communicating with Icom's P25 radios using conventional analog, digital, or mixed mode operation as well as optional Phase 1 and Phase 2 trunking allows customers the ability to upgrade their fleet at their own pace.



Digital Radio

IDAS™ is Icom's digital land mobile radio system using the NXDN™ or dPMR™ common air interface. IDAS™ offers a complete system of handheld radios, mobile radios, repeaters, network interface/trunking controllers, remote communicator, system manager software and various accessories. IDAS™ is a proven total digital solution that system owners or operators can grow into as their time and budgets allow.




Analog Radio

Radio technologies and know-how cultivated for over 50 years have been applied to professional analog radio products. Rugged, waterproof, easy to use, clear and powerful audio in a compact design, Icom's analog products provide high performance and reliable communication. They are cost effective solutions that you can rely on and help you improve productivity and efficiency.



RoIP Gateway

The VE-PG4 is a versatile Radio over IP Gateway device that provides a seamless solution interconnecting various communication systems irrespective of standards and distance such as satellite PTT radio, LTE radio, WLAN radio, IDAS™ digital radio, analog radio, IP phones and more. The VE-PG4 works as a general IP backbone converting received audio to transmit from other radios.



IP Radio – WLAN

Wireless LAN radio requires no licence to use and allows you to have simultaneous full-duplex communications over a WLAN network. It offers secure communications with encryption and different types of calls such as individual, all, area, priority, group, status calls and short data messaging. You can also connect an IP phone or conventional radio equipment when using it with the RoIP gateway.

IP Radios – Hybrid



Innovative IP Radios (LTE) with Licensed Professional Radio Mode

The hybrid IP radio, IP730D and IP740D can receive both communications from an IP radio group and IDAS™ (or analog) group. This radio provides nationwide coverage over LTE networks and conventional VHF/UHF professional radio mode (IDAS™ digital/analog mode).

IP730D/IP740D

Hybrid Handheld IP Radio for Local & Nationwide Communications

- Simultaneous TalkListen in LTE Mode • 1500 mW of powerful audio*¹
- IP67 waterproofing and dust-tight • 24 hours of long lasting battery life*²
- Emergency Call, Lone Worker and Man Down functions • Digital Voice Recording/Playback
- Vibration alert function • Built-in Bluetooth® capability • GPS Data Transmission capability in LTE mode • AquaQuake™ function (Also see page 11 for IDAS™ features)

*¹ At 10% audio distortion

*² LTE Mode, TX : RX : standby = 5 : 5 : 90. The battery life may be shorter, depending on the distance with the cellular station or the signal strength.

HYBRID
LTE X IDAS

Talk Listen
Simultaneous

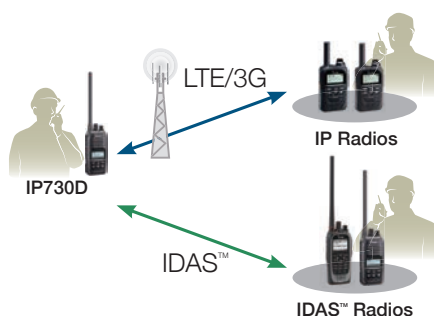


Check the Icom website for more information.

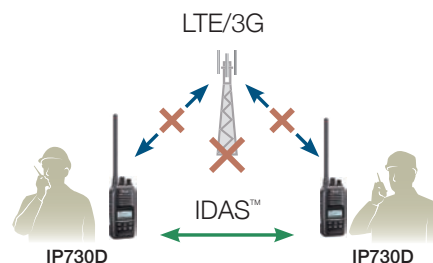
Dual Mode Operation with Main and Sub PTT Buttons

The IP730D series has two PTT buttons for main PTT and sub PTT. You can use one for LTE communication and the other for an IDAS™/Analog channel to answer the call.

Expand an existing IDAS™ system with an LTE network



Communication redundancy, when network congestion occurs or network service is temporarily unavailable



Bridge Function

The Bridge function* relays received IDAS™ digital audio to the IP radio group, while transferring the IP radio conversations to the IDAS™ group.

* When using the Bridge function, operating time will be shorter and output power of the radio is reduced to 1 W. The Bridge function may be prohibited in some countries. Please check the legal requirements in your country before using this function.

IDAS™ Group ↔ IP730D ↔ LTE Group



* Network coverage provided by a custom SIM card. Service availability depends on the country.

IP Radios – LTE

Instant Wide Area Coverage Over an LTE (4G) and 3G Network*

Simultaneous TalkListen

Icom's IP Radios provide Simultaneous TalkListen, which allow users to talk and listen at the same time. This allows smooth, telephone-like conversation, or the ability to break into a call if required.

Multiple-user Communication

Multiple users in the call groups can initiate calls instantaneously. This removes the need to wait for available channels to communicate.



One-to-many Communication

Unlike mobile cell phones, IP radio users can immediately start talking to all the radios in the same talkgroup, with just a push of a "PTT" transmit button.

* Network coverage provided by a custom SIM card.

3G service availability depends on the network operator.

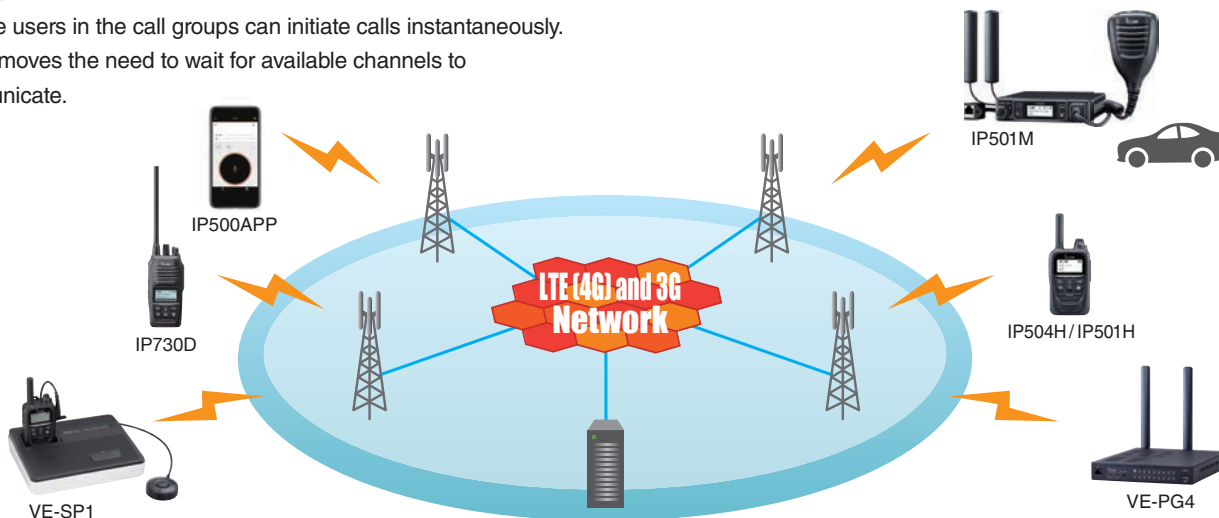


Photo shows IP501H

IP504H / IP501H

Compact and Durable IP Handheld

- 900 mW loud and high quality audio (IP504H) • IP67 dust-tight and waterproof
- Emergency Call, Lone Worker and Man Down functions • Voice Record/Playback functions
- Vibration Alert function notifies of incoming calls • Built-in Bluetooth® capability and GPS
- Full-Duplex communication • 17 hours battery life (with BP-272) • Provisioning/FOTA (Firmware Over-the-Air)

IP501M

Mobile IP Radio Interoperable with the IP504H/IP501H

- Built-in Bluetooth® capability and GPS • Preprogrammed message transmission and reception
- An Ethernet port for data communication (The optional VE-PG4 is required.)
- Emergency call and Lone Worker functions • Noise Cancelling function (TX only) • IP54
- D-SUB 25-PIN connector with the optional OPC-2407 cable for interfacing other devices and various controls • Both 12 and 24 volt compatible • Provisioning/FOTA (Firmware Over-the-Air)



VE-SP1

Dispatch Converter

- Portable operation with eight LR6 (AA) cells • Built-in loudspeaker and high sensitivity external microphone
- Charges the radio when using the AC adapter



* The IP radio is not supplied.

IP500APP

iOS™/Android™ Application to Communicate with IP Radios*


- Full-Duplex communication • Short text message • Voice Recording/Playback function
- Address book • TX/RX history

* IP500APP for iOS™: iOS™ version 12 or later
IP500APP for Android™: Android™ version 8.0 or later
IP500APP service may not be available depending on the country.



Real-Time Communications Across the Globe

SATELLITE PTT (Push-To-Talk) is a two-way radio system that uses the Iridium® satellite network. It can be used as a communication tool in remote, isolated areas and the sea where there are no mobile phones or communications infrastructure. Even if the terrestrial network infrastructure is rendered unusable by human or natural disasters, SATELLITE PTT can provide a stable back-up, independent from other networks.

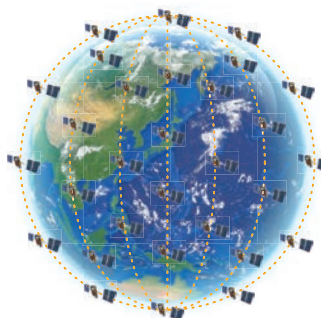


One-to-Many Communications



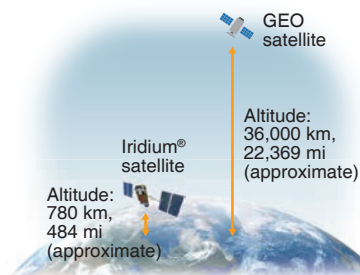
Unlike satellite phones, IC-SAT100/M users can immediately start talking to all the radios in the same talkgroup, with just a push of the transmit (PTT) button.

Total Global Coverage, including the Poles*¹



The Iridium® satellite network covers the entire globe including both poles, and can provide wide area global communications anywhere on the planet.

Real-Time, Low-Latency Communication



Using 66 Low Earth Orbit (LEO) Iridium® satellites, the IC-SAT100/M provides low-latency communication, and broader, more reliable network coverage, compared to Geosynchronous Equatorial Orbit (GEO) satellites.

Conventional Radios and IP Phones Interconnection*²



With a VE-PG4 RoIP gateway, the IC-SAT100/M can interconnect with an IP phone, IP, WLAN, IDAS™ digital (Type-D multi-site trunking and conventional systems.) and analog transceivers.

*¹ Subscription contracts are required for using the IC-SAT100/M. Depending on the country or region, carrying and/or use of the IC-SAT100/M may be prohibited.

*² Optional VE-PG4 RoIP gateway and OPC-2412 connection cable are required for the IC-SAT100. Optional VE-PG4 RoIP gateway and a LAN cable are required for the IC-SAT100M.



IC-SAT100 Compact Handheld

- IP67 waterproofing and dust-tight
- 1500 mW of powerful audio
- 14.5 hours of long lasting battery life*
- Emergency key on the top panel
- Short Data Message
- Voice Recording function
- Built-in Bluetooth® capability
- SMA type antenna connection
- USB charging
- AES 256-bit encryption for security
- Multiple language display

* TX : RX : standby = 5 : 5 : 90.



Docking Station
for In-Vehicle Use

IC-SAT100M In-Building and Vehicle Use

- Install the antenna unit (with RF unit) to the rooftop, and use the radio from a vehicle, indoors, even from the basement
- Easy wiring works between the antenna unit (with RF unit) and main unit using a LAN cable (Cat 5e)*¹
- Power supply requirement: 13.2 V/26.4 V DC
- Antenna unit with RF unit: IP67, Main unit: IP54, Microphone: IP55 • 1500 mW audio output
- Voice Recording function • Short Data Message
- Built-in Bluetooth® capability
- Integrated GPS receiver • AES 256-bit encryption
- Multiple language display (English, Chinese, French, Japanese, and Spanish)

*¹ User supplied LAN cable is required to replace the supplied 20 m, 65.6 ft LAN cable.
Maximum 100 m, 328 ft.



Antenna unit



Microphone ▶



◀ Main unit

Types of External Antennas for IC-SAT100

By replacing the IC-SAT100 antenna with an external antenna, satellite communication is possible even from a vehicle or building. Select the most suitable antenna according to the installation location and application.



*¹ Optional OPC-2422 coaxial cable (5 m, 16.4 ft) is required for more than 1.5 m, 4.9 ft extension.

*² Optional OPC-2113 or user supplied coaxial cable is separately required. Cable loss requirement is less than 3.4 dB loss at 1621 MHz.

*³ Optional OPC-2462 or user supplied coaxial cable is separately required. Cable loss requirement is 12.5 - 13.0 dB loss at 1621 MHz.

*⁴ The distance from the main unit to the antenna is a rough guideline. The height of the building is an estimate assuming that the height of one floor is 3.5 m, 11.5 ft.

*⁵ User supplied LAN cable is required to replace the supplied 20 m, 65.6 ft LAN cable.

IC-SAT100M In-Building Use

You can flexibly install the IC-SAT100M and the antenna unit (with RF unit) with only a LAN cable (Maximum 100 m, 328 ft).^{*5}



Check the Icom website
for more information.



P25 Handheld Radios



IC-F7000 Series

P25 Conventional and Trunking, Smallest and Lightest of Its Class

- P25 Phase 1/2 Trunking capabilities • 1024 channels • IP68
- Color display • Integrated GPS • Bluetooth® capability • microSD card slot
- Voice recording • OTAP • USB connector • Active noise canceller
- FIPS certified AES/DES encryption* • OTAR • 14 hours battery life (with BP-284) • Motion/Stationary sensor • Man down/Lone worker • Vibration alert • Voice announcement • 1300 mW loud audio

* Optional



IC-F7500 Series

P25 Conventional and Phase 1/2 Trunking Rugged Mobile Radio with Superior Class Leading Audio



- P25 Phase 1/2 Trunking capabilities • 1024 channels
- Flexible configurations with detachable front panel • IP55
- Color display • Integrated GPS • Bluetooth® capability
- microSD card slot • Voice recording • OTAP • USB connector
- Active noise canceller • FIPS certified AES/DES encryption* • OTAR
- Lone worker • Voice announcement

* Optional



IC-F9511HT

110W RF Power, P25 Trunking and P25 Conventional Modes



- P25 Phase 1 Trunking capability • 512 channels • IP54 • Large multi-function full dot matrix display • Detachable front panel capability
- Lone worker • FIPS certified AES/DES encryption* • OTAR
- 15 W audio amplifier

* Optional



IC-FR9000 Series

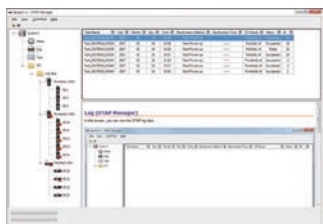
P25 Conventional Repeater for Repeater and Base Modes



- 110 W/100 W (VHF/UHF) output power at 100% duty cycle operation
- 500 memory channels capacity and 16 key buttons • S-meter and output power bar graph display • D-SUB 25-pin accessory connector for remote control
- P25 conventional/FM mixed mode operation
- P25 self-test mode and key test mode • Automatic error detection

CS-OTPM2

Easily Reconfigure Radios with Over-the-Air Programming



- Radios can be reconfigured in a short period of time by transmitting only the updates
- Up to 10,000 sessions are logged for review and rescheduling • Both original and new data can be kept in the radios until the OTAP process is completed
- System operator can change language setting of CS-OTPM2
- Manages up to 100,000 radios

* Compatible models: IC-F7000/IC-F7500 series

IDAS™ Digital Radios



Flexible Digital Migration Solutions with Advanced IP Network Integration

Multiple-site Configurations

IDAS™ systems provide various digital radio solutions from simple peer to peer operation between two radios, up to multi-site wide area networks. Further coverage is enhanced with IP interconnection.

Digital Clarity

By adopting the industry standard AMBE+2™ Vocoder and advanced FEC (Forward Error Correction) coding, IDAS™ systems provide improved communication quality, clarity and reliability.

Effective System Management

Simple and efficient management is critical for systems of any size. IDAS™ provides effective system management with such features as OTAP and administration applications.

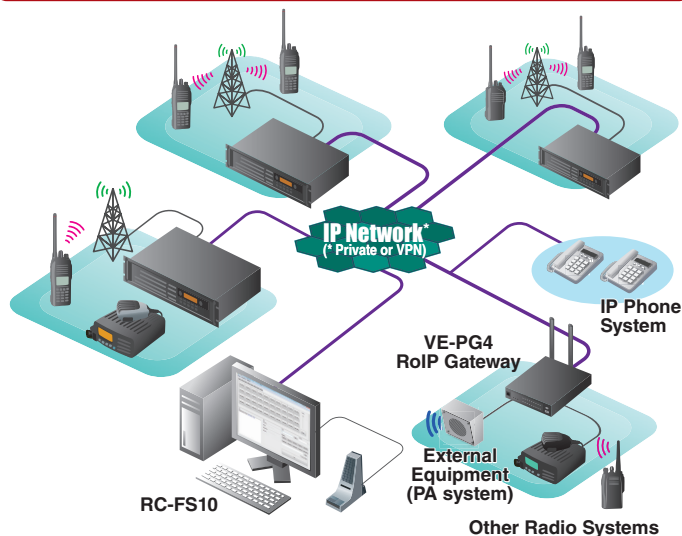
NXDN™/dPMR™ Protocol Choice

The IDAS™ digital radio system has two protocol choices, NXDN™ or dPMR™. Both protocols are open digital radio standards using 6.25 kHz FDMA narrowband technology. With this flexible choice, the IDAS™ radio system allows for interoperability with other manufacturers equipment to add to/replace existing NXDN™ and/or dPMR™ systems.

System Scalability According to Communication Traffic and Coverage

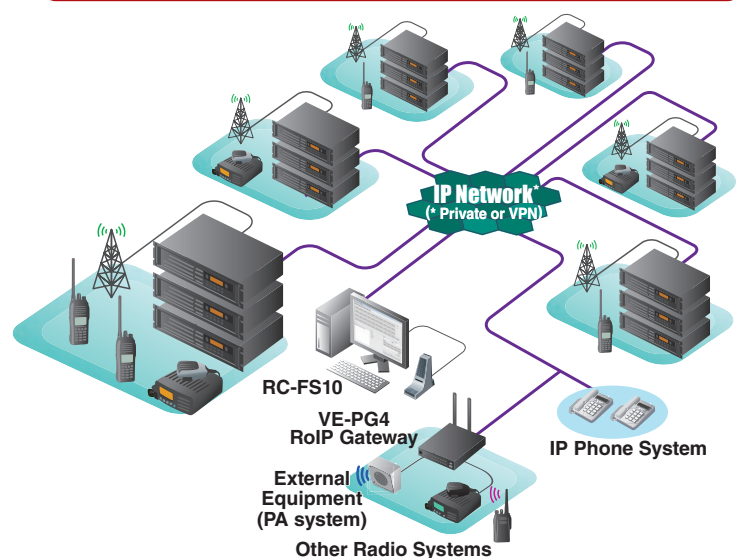
Depending on the communication traffic and coverage, an IDAS™ radio system can be expanded from single site conventional to multi-site trunking, to match your communication needs.

Multi-site Conventional



- 6.25 kHz digital migration
- Digital/analog mixed mode operation
- Up to 16 IDAS™ repeater sites connection over an IP network
- Telephone interconnection (with VE-PG4)
- Subscriber voting and system receiving voting

Type-D Multi-site Trunking



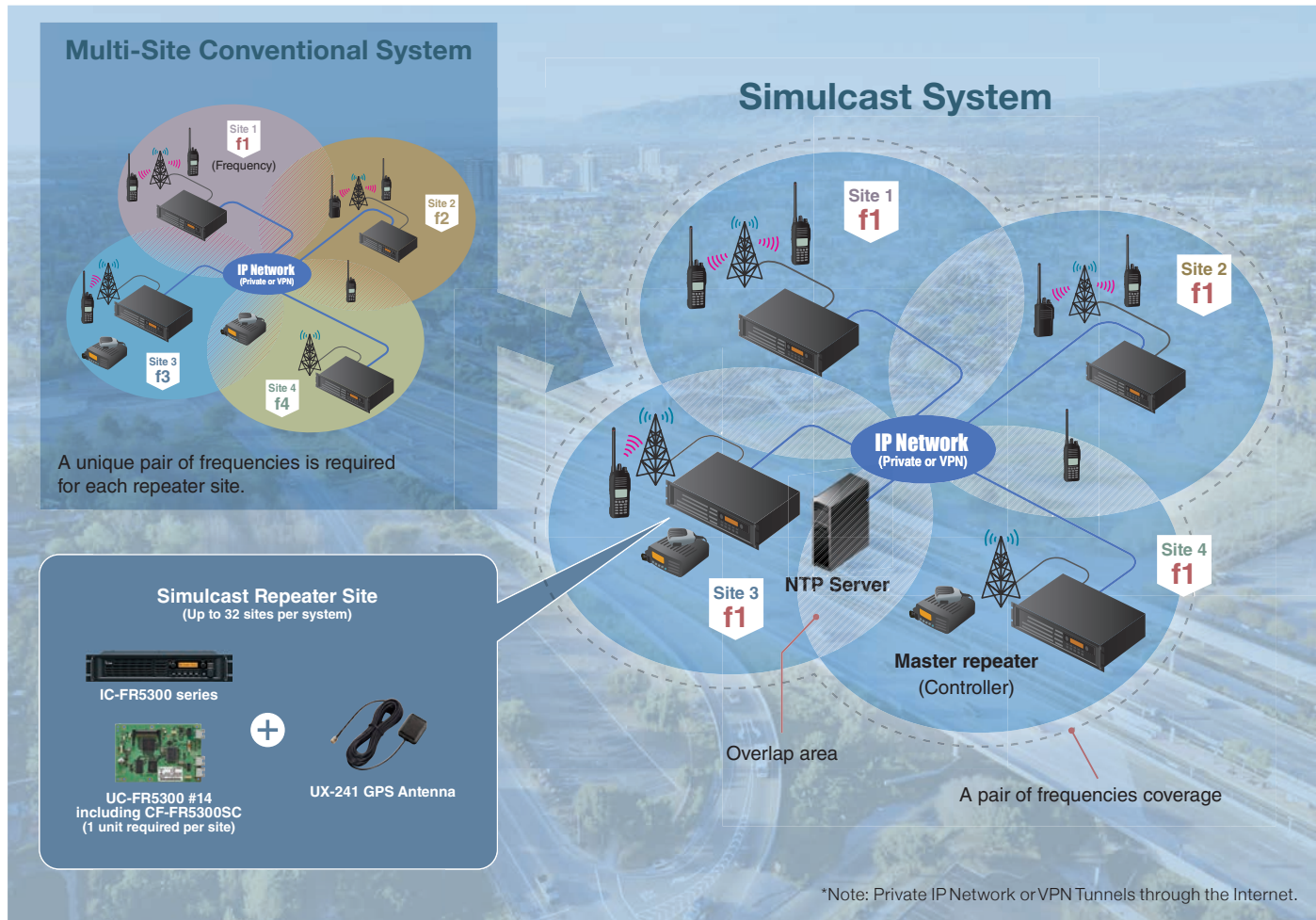
- Distributed channel system which does not use a dedicated control channel
- Up to 30 channels per site and up to 48 sites connection over an IP network
- Up to 60,000 individual IDs and 60,000 group IDs with fleet management
- Telephone interconnection (with VE-PG4)

IDAS™ Simulcast System

Wide Area Coverage on a Single Pair of Frequencies

The IDAS™ Simulcast (NXDN™ protocol) synchronizes multiple repeater sites* for seamless wide area repeater coverage using just a pair of frequencies. Each repeater site in the system is simply composed of only a network controller, GPS antenna and repeater. A PPS (Pulse Per Second) signal from the GPS and an NTP server are used to synchronize the downlink signals.

* The maximum number of sites for an IDAS™ Simulcast system is 32.

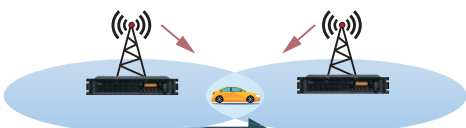


Ideal 6.25 kHz FDMA Technology for Simulcast

6.25 kHz FDMA technology has a lower symbol rate than other technologies, so it has an advantage regarding voice quality degradation due to latency.

Seamless Coverage

Simulcast repeaters transmit a signal on the same frequency and at the same time with GPS synchronization. Using the digital signal, the IDAS™ simulcast system can greatly reduce signal degradation in overlapping areas.



Repeater 1 and Repeater 2 transmit a downlink signal in sync at the same frequency.

Scalability and Flexibility

Installation and maintenance of a simulcast system could not be easier. You can effortlessly expand the coverage area by just adding repeaters. Those repeaters can be integrated into the network with simple setup (no reprogramming of radio terminals is necessary).

Abundant IDAS™ Radio Lineup

All NXDN™ compatible IDAS™ radio terminals can be used on the IDAS™ simulcast system. In addition, the radio terminals wait for a call without scanning, so the battery consumption can be reduced.

IDAS™ Handheld Radios



IC-F3400D/IC-F4400D Series

IDAS™ The Smart Digital Solution

- 1024 channels (32 channels for non-display models) • IP68 • Color display
- Integrated GPS • Bluetooth® capability • microSD card slot • Voice recording • OTAP • OAA
- USB connector • Active noise canceller • AES*/DES encryption
- 10.5 hours battery life (with BP-283) • Motion/Stationary sensor • Man down/Lone worker
- Vibration alert • Voice announcement • 1300 mW loud audio

* Optional

Conventional

Simulcast

Single/Multi-Site Trunking (Optional)



IP730D/IP740D

Hybrid Handheld IP Radio for Local & Nationwide Communications

- 128 channels/8 zones • Rotary encoder
- DTMF code transmission with optional DTMF microphone, HM-245T*
- OTAP function • Up to 500 ID numbers for IDAS™ mode • 1500 mW loud audio (10% distortion)
- Individual, Group and All calls • Talk back • CTCSS and DTCS for analog mode

* DTMF microphone, HM-245T will be available later. (Also see page 3 for Hybrid features)

Conventional

Simulcast



IC-F52D/IC-F62D

5 W Power Pack, Super Compact Body

- 512 channels • IP67 • Full dot matrix display for 14 characters with status icons
- Bluetooth® capability • Voice recording • OTAP • OAA • Active noise canceller
- 13 hours battery life (with BP-290) • Motion/Stationary sensor • Man down/Lone worker
- Vibration alert • Voice announcement • 1300 mW loud audio

Conventional

Simulcast

Single/Multi-Site Trunking (Optional)



IC-F1100D/IC-F2100D Series

Compact, Waterproof and Superiour Audio Clarity

- 128 channels (16 channels for non-display models) • IP67 • Motion/Stationary sensor
- Man down/Lone worker • 18 hours battery life (with BP-280) • 1500 mW loud audio • OAA
- Voice announcement

Conventional

Simulcast

Single-Site Trunking



IC-F3260D/IC-F4260D Series

Advanced Digital Radio with Built-in GPS Receiver*

- 512 channels • IP67 • Large multi-function full dot matrix display • Integrated GPS*
- 10.5 hours battery life (with BP-232WP) • Man down*/Lone worker
- Status and short data message (SDM) • Remote monitor • 800 mW loud audio

* Depending on the version.

Conventional

Simulcast

Single/Multi-Site Trunking

IDAS™ Handheld Radios



IC-F3230D/IC-F4230D Series

Waterproof Type-D Multi-Site Trunking Radio

- 128 channels • IP67 • NXDN™ Type-D multi-site trunking • Lone worker • 19/17 hours battery life (with BP-232WP, VHF/UHF) • 1000 mW loud audio • Voice announcement

Conventional

Simulcast

Single/Multi-Site Trunking



IC-F52D-UL/IC-F62D-UL

UL Approved Intrinsically Safe Digital Radio

- 512 channels • IP67 • Bluetooth® capability
- Voice recording • OTAP • OAA • Active noise canceller
- 10 hours battery life (with BP-292UL) • Motion/Stationary sensor • Man down/Lone worker • Vibration alert
- Voice announcement • 800 mW loud audio

Conventional

Simulcast

Single/Multi-Site Trunking (Optional)

UL Classification Rating

Intrinsically safe: Class I, Division 1, Groups C D; Class II, Division 1, Groups E F G; Class III, T3C.

Non-incendive: Class I, Division 2, Groups A B C D.

Ambient temperature: -20°C (-4°F) to +60°C (+140°F)

Intrinsically Safe when used with BP-292UL battery pack.

DO NOT use the transceiver with any other equipment not specified in the option list (Pages 23–28). Please ask your dealer to ensure the UL Classification rating is acceptable for the intended place of use.



IDAS™ Mobile Radios



IC-F5400D/IC-F6400D Series

Superb Performance and a Comprehensive Range of Features

- 1024 channels (99 channels for segment display models) • Flexible configurations with detachable front panel*1 • IP55 • Color display*1 • Integrated GPS • Bluetooth® capability
- microSD card slot • Voice recording • OTAP • OAA • USB connector • Active noise canceller
- AES*2/DES encryption • Lone worker • Voice announcement

*1 For IC-F5400D/IC-F6400D *2 Optional

Conventional

Simulcast

Single/Multi-Site Trunking (Optional)



IC-F5060D/IC-F6060D Series

Versatile, Multi-Function Mobile Series

- 512 channels • Front panel detachable • IP54 • Large multi-function full dot matrix display
- D-SUB 25-pin ACC connector • Lone worker • Status and short data message (SDM)
- Remote monitor

Conventional

Simulcast

Single/Multi-Site Trunking



IC-F5330D/IC-F6330D

Vehicle and In-Building Use Radio with PoE Connection

- 128 channels • NXDN™ Type-D single-site trunking • Flexible Power over Ethernet (PoE) connection between RF unit and remote control microphone* • High contrast, wide viewing angle, negative type display • Bluetooth® capability • Emergency and Lone Worker functions
- Status and short data message (SDM) • Optional D-SUB connector cable.

* Up to 100 m, 328 ft Ethernet cable

Conventional

Simulcast

Single-Site Trunking



IC-F5120D/IC-F6120D Series

Solid Fundamental Digital Radio

- 128 channels • 4 W powerful front mounted speaker • Lone worker • Status and short data message (SDM) • Remote monitor • GPS receiver connection with optional ACC cable

Conventional

Simulcast

Single-Site Trunking



Digital Repeaters / Virtual Radio / System Management

IC-FR5300/IC-FR6300

Two Channels in One Box Repeater, Compatible with the Affordable, Low-Complexity Digital Simulcast



- Digital conventional mode and analog FM with auto selection • 50 W at 50%, 25 W at 100% duty cycle operation (Ambient temperature: 25°C) • With the optional UC-FR5300 #14 network controller and GNSS antenna, the IC-FR5300/IC-FR6300 can be compatible with digital simulcast systems
- Optional network controllers for multi-site conventional or trunking system configuration
- “Two channels in one box” configuration with optional UR-FR5300/UR-FR6300

RC-FS10

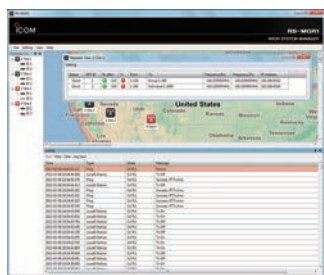
Virtual Radio/PC Dispatch



- PC remote communicator for IDAS™ conventional, NXDN™ Type-D multi-site trunking and analog radio systems (VE-PG4 is required for analog radio systems.) • Up to eight different IDAS™ and analog radio systems can be programmed • Up to 40 programmable buttons. Short data message, status and DTMF can be sent • Caller ID, called ID, name and call type information are displayed
- Optional HM-152 or SM-26 microphone

RS-MGR1

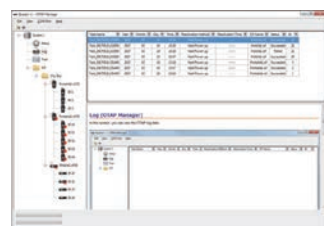
Enhance System Management for NXDN™ Type-D Trunking Systems



- Provides real-time monitoring, system alerts and log search functions • Repeater properties show condition summary, system information, interface (traffic statistics), repeater condition details and ping status of each repeater • Registration log, communication log, traffic log and search log can be searched and downloaded with extensive filter settings


CS-OTPM1

Easily Reconfigure Radios with Over-The-Air Programming



- Remotely reconfigure radios while in the field • Radios can be reconfigured in a short period of time by transmitting only the updates • Single programming data can transmit to a whole fleet with only one click • Up to 10,000 sessions are logged for review and rescheduling
- Manages up to 100,000 radios

* Compatible models: IC-F3400D/IC-F4400D series IC-F52D/IC-F62D IC-F52D-UL/IC-F62D-UL
IC-F5400D/IC-F6400D series



Analog Radios



IC-F1000/IC-F2000 Series

Slim, Compact Dimensions with IP67 Waterproofing

- 128 channels (16 channels for the non-display model) • Motion/Stationary sensor
- Man down/Lone worker • 14 hours battery life (with BP-279) • 1500 mW loud audio
- Voice announcement • 16 codes inversion voice scrambler



IC-F3000/IC-F4000 Series

Affordable, High Performance Radio

- 16 channels • IP54 • Lone worker function • 14 hours battery life (with BP-264) • Built-in 2-Tone, 5-Tone, CTCSS and DTCS • 800 mW (typ.) loud audio speaker • Internal VOX capability for hands-free operation



IC-F5020/IC-F6020 Series

IC-F5010/IC-F6010 Series

Hardworking Mobile Radios

- 2 models for display or non-display • 128 channels (IC-F5020/IC-F6020 series) or 8 channels (IC-F5010/IC-F6010 series) • Lone worker function • 4 W (typical) front mounted speaker
- External device connection with optional ACC cable

HF Radio



IC-F8101

A Professional HF, All in One Package

- 2G ALE (Automatic Link Establishment), MIL-STD-188-141B compatible • 125 W* PEP output power (* J3E/A1A modes depending on the transceiver version) • 100% duty cycle operation (SSB voice TX) • IP54 • 2400 bps MELPe/TWELP Vocoder and 256-bit AES encryption* with RapidM TC4-LP (* The function availability depending on the transceiver version)

MURS License-Free Radios



IC-V10MR

Professional Grade License-Free Radio Slim, Compact Dimensions with IP67 Waterproofing

- 5 MURS frequencies • 2 W RF output power • 2-Tone, MDC, CTCSS and DTCS capabilities
- IP67 waterproof • 16 hours battery life (with BP-279) • 1500 mW loud audio
- Built-in Motion sensor • Lone Worker and Man Down functions • Up to 2 miles in a work site*
- Download free programming software



IC-V3MR

Rugged, Loud and Reliable Professional License-Free Radio

- 5 MURS frequencies • 2 W RF output power • 2-Tone, MDC PTT ID, CTCSS and DTCS capabilities
- IP54 Water and Dust protection • 24 hours battery life (with BP-298)
- 1500 mW loud audio from internal speaker
- 1500 mW audio output from optional BTL speaker-microphone, HM-222HLWP
- Lone Worker function • Up to 2 miles in a work site* • Download free programming software

* Communication range may differ depending on operating environment or weather conditions, etc.

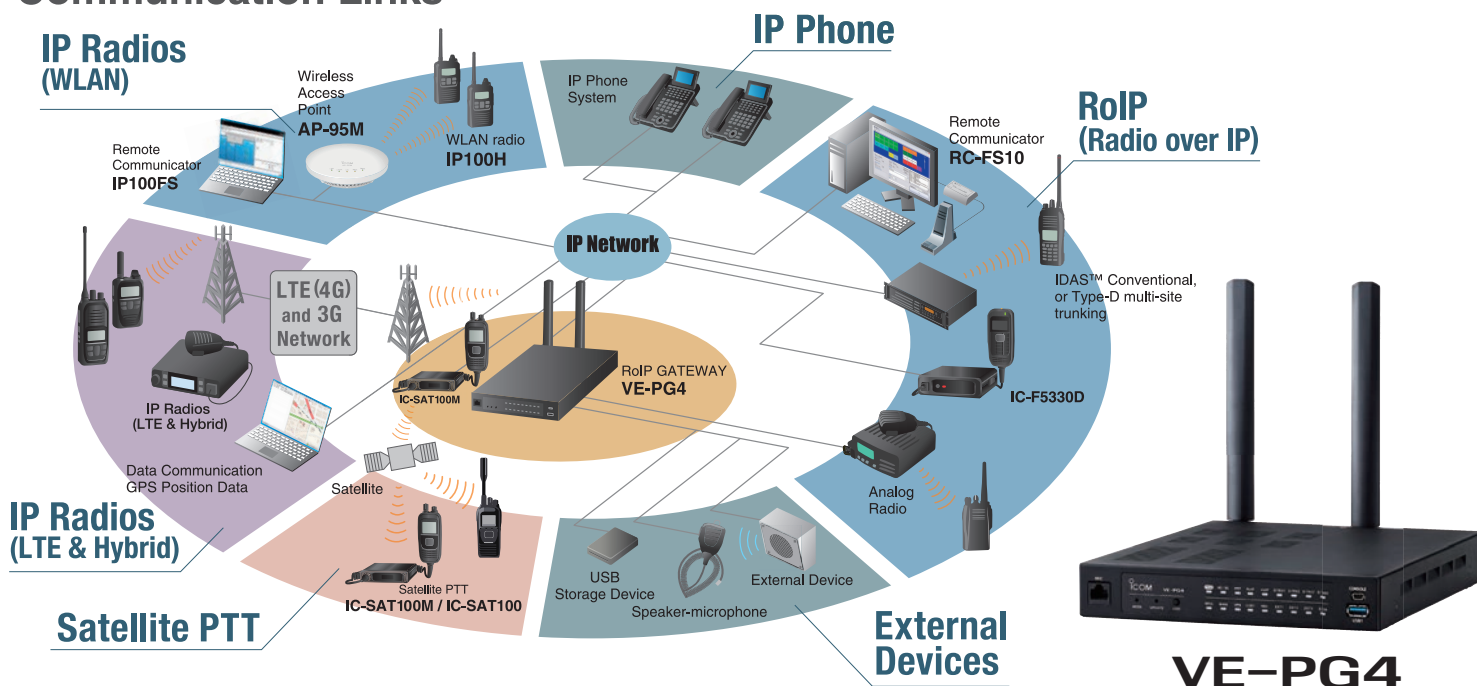
RoIP Gateway

Radio Gateway — Link LTE Radios to Digital/Analog Radios, Satellite PTT Radios, WLAN Radio, IP Phone and More

The VE-PG4 is a versatile RoIP (Radio over IP) gateway unit, which seamlessly interconnects various communication systems. The built-in LTE module* provides virtually nationwide communication coverage.

* Service availability depends on the country. Network coverage provided by a custom SIM card.

Communication Links



Full-Duplex Communication That Works Over a Wireless IP Network

Wireless Communication System

By deploying access points across an existing IP network, the WLAN radio system allows you to communicate from anywhere in a facility. The IP100H can access the nearest access point, and roam between access points.

Individual, Group, All or Area Communication

Staff spread across multiple rooms can communicate seamlessly. The WLAN radio can receive short data messages with a vibration alert from a PC installed with IP100FS.

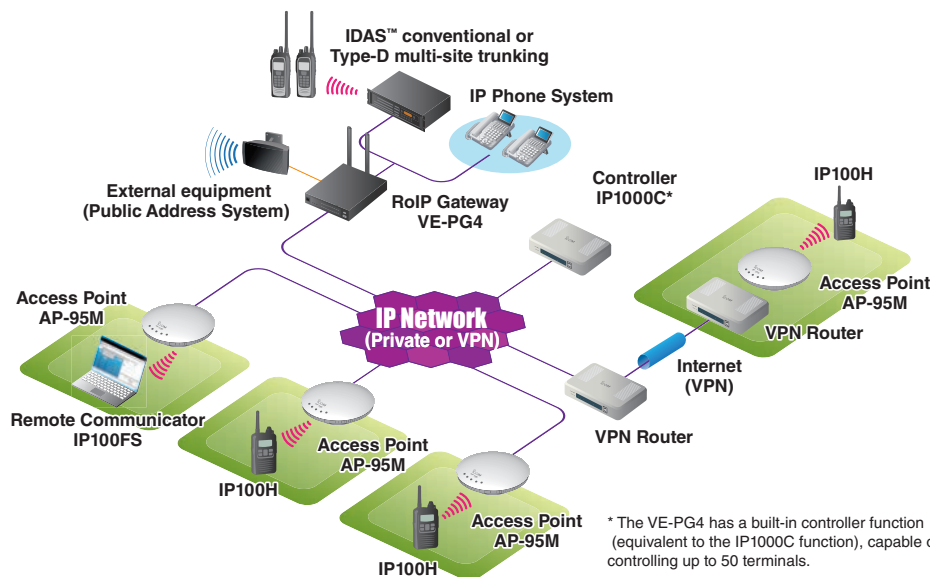
Interconnect between IDAS™ and IP Phone Systems

With the VE-PG4 RoIP gateway, the WLAN radio system can interconnect with an IP phone system as well as digital, analog, LTE, and satellite radio systems.

Hands-free, Full-duplex Communication

With an optional earphone-microphone or headset*, the IP100H user can simultaneously talk and receive like a phone. Hands-free operation allows your staff to carry out other tasks at the same time.

* For full-duplex operation, please use either HM-153LS, HM-166LS or HS-102 with OPC-2359.



* The VE-PG4 has a built-in controller function (equivalent to the IP1000C function), capable of controlling up to 50 terminals. The figures leave out some equipment, such as a network switch, to simplify the information.



IP100H

Compact and Professional Grade WLAN Radio

- Licence-free wireless LAN communication terminal using IEEE 802.11 a/b/g/n standards (2.4 GHz and 5 GHz*)
- WPA-PSK/WPA2-PSK (TKIP/AES) authentication
- IPX7
- Vibration alert function announces incoming calls
- Text message reception and pre-programmed message transmission
- Status messages
- Emergency call function
- 20 hours battery life (with BP-271)
- Provisioning/FOTA (Firmware Over-the-Air)

* Authorized frequency range and channels may differ depending on the country.



AP-95M

Wireless LAN Access Point

- IEEE 802.11 a/b/g/n/ac compliant*
- PoE (Power over Ethernet) capability
- Optional RS-AP3, Access point management software

* Authorized frequency range and channels may differ depending on the country.



IP100FS

Remote Communicator

- Obtain location information of each IP100H
- Can be installed on a Windows™-based tablet PC as well as laptop PC



IP1000C

Controller

- The IP1000C controls all terminal configurations over the air
- Capable of controlling up to 100 terminals (including IP100FS)



P25 Radio Feature Comparison

	IC-F7000 SERIES		IC-F7500 SERIES		F9500 SERIES
	IC-F7010T/S IC-F7020T/S	IC-F7040T/S	IC-F7510 IC-F7520	IC-F7540	IC-F9511HT
Frequency Range	136–174 MHz 380–470 MHz 450–512 MHz	769–869 MHz	136–174 MHz 380–470 MHz 450–512 MHz	769–869 MHz	136–174 MHz
Channels	1024		1024		512
Channel Spacing	12.5/25 kHz	12.5/20/25 kHz	12.5/25 kHz	12.5/20/25 kHz	12.5/15/30 kHz
Dimensions* ¹ (mm; in) (W × H × D; Projections are not included)	53.6 × 123.5 × 38.2; 2.1 × 4.9 × 1.5		174 × 55 × 150; 6.9 × 6.6 × 1.6		175 × 60 × 279; 6.9 × 2.2 × 5.9 * ³
Weight* ¹ (approx.)	355 g; 12.5 oz	345 g; 12.2 oz	1500 g; 3.3 lb		4.7 kg; 10.4 lb* ⁴
RF Output Power (High)	5 W	3 W	50 W (VHF), 45 W (UHF)	30/35 W (700/800 MHz)	110 W
IP Rating	IP68		IP55		IP54
Operating Time* ¹ * ² (hours)	14		N/A		N/A
Display	Color LCD		Color LCD		Monochromatic LCD
Keypad	Yes		Yes		Yes
AF Output Power	1300 mW typ.		4 W typ.		4 W typ. 15 W typ. (External SP)
Analog Conventional	Yes		Yes		Yes
P25 Conventional	Yes		Yes		Yes
P25 Trunking	Phase 1 (FDMA)	Optional	Optional		Optional
	Phase 2 (TDMA)	Optional	Optional		No
Encryption	AES	Optional	Optional		Optional
	DES	Optional	Optional		Optional
FIPS 140-2 Level 1	Optional		Optional		Optional
P25 Conventional Voting Scan	Optional		Optional		No
P25 Packet Data Service	Optional		Optional		No
OTAP Function	Optional		Optional		No
CTCSS/DTCS	Encoder/Decoder	Yes	Yes		Yes
2-Tone	Encoder/Decoder	Yes	Yes		Yes
DTMF Autodial	Yes		Yes		Yes
Analog Voice Scrambler (Inversion)	Yes		Yes		Yes
MDC 1200	Yes		Yes		Yes
Front Panel Programming	Optional		Optional		Yes
Man Down	Yes		No		No
Lone Worker	Yes		Yes		Yes
Voice Announcement	Yes		Yes		No
Vibration Alert	Yes		No		No
Voice Recorder	Yes		Yes		No
Bluetooth® Capability	Yes		Yes		No
GPS Receiver	Yes		Yes* ⁵		No
Front Panel Separation	N/A		Optional		Yes
COMMANDMIC™ Capability	N/A		Yes		No

*¹ With standard battery pack *² Conventional mode. 5:5:90 duty cycle, power save ON

*³ RF unit *⁴ With controller and cable *⁵ UX-241 antenna is required.

All stated specifications and features are subject to change without notice or obligation.



IDAS™ Handheld Radio Feature Comparison

	IC-F3400D/IC-F4400D SERIES		IP730D IP740D	IC-F52D IC-F62D	IC-F1100D/IC-F2100D SERIES		IC-F3230D IC-F4230D SERIES	IC-F3260D IC-F4260D SERIES	IC-F52D-UL IC-F62D-UL
	IC-F3400DT/DS IC-F4400DT/DS	IC-F3400D IC-F4400D	IP730D IP740D	IC-F52D IC-F62D	IC-F1100DT/DS IC-F2100DT/DS	IC-F1100D IC-F2100D	IC-F3230DT/DS IC-F4230DT/DS	IC-F3261DT/DS/3DT/DS IC-F4261DT/DS/3DT/DS	IC-F52D-UL IC-F62D-UL
Frequency Range	136–174 MHz 380–470 MHz 450–512 MHz		136–174 MHz 350–470 MHz 400–520 MHz	136–174 MHz 350–400 MHz 400–470 MHz 450–512 MHz 450–520 MHz	136–174 MHz 350–400 MHz 400–470 MHz 450–520 MHz		136–174 MHz 350–400 MHz 400–470 MHz 450–512 MHz 450–520 MHz	136–174 MHz 350–400 MHz 400–470 MHz 450–512 MHz 450–520 MHz	136–174 MHz 350–400 MHz 400–470 MHz 450–512 MHz 450–520 MHz
Channels	1024*1	32	128	512	128		128	512	512
Digital Channel Spacing	6.25/12.5 kHz		6.25 kHz	6.25/12.5 kHz	6.25 kHz		6.25 kHz	6.25 kHz	6.25/12.5 kHz
Dimensions**2 (mm; in) (W × H × D; Projections are not included)	53.6 × 123.5 × 29.3; 2.1 × 4.9 × 1.2		61.7 × 140.5 × 42.8; 2.4 × 5.5 × 1.7	56 × 91.5 × 29; 2.2 × 3.6 × 1.1	52.2 × 111.8 × 34.1; 2.1 × 4.4 × 1.3 (DT) 52.2 × 111.8 × 29.4; 2.1 × 4.4 × 1.2 (DS)	52.2 × 111.8 × 29.4; 2.1 × 4.4 × 1.2	53 × 120 × 37; 2.1 × 4.7 × 1.5	53.5 × 142.7 × 39.5; 2.1 × 5.6 × 1.6	56 × 92 × 34.1; 2.2 × 3.6 × 1.3
Weight**2 (approx.)	305 g; 10.8 oz (VHF) 300 g; 10.6 oz (UHF)		320 g; 11.3 oz	230 g; 8.1 oz	280 g; 9.9 oz (DT) 270 g; 9.5 oz (DS)	260 g; 9.2 oz	340 g; 12 oz	410 g; 14.5 oz (VHF) 400 g; 14.1 oz (UHF)	270 g; 9.5 oz
RF Output Power (High)	5 W		5 W	5 W	5 W (VHF), 4 W or 5 W* (UHF) *Depending on the version		5 W (VHF) 4 W (UHF)	5 W	5 W
IP Rating	IP68		IP67	IP67	IP67		IP67	IP67	IP67
Operating Time**2*3 (hours)	10.5		24 (LTE mode) 13 (IDAS mode)	13	18		19 (VHF) 17 (UHF)	12 (Non-GPS ver.) 10.5 (GPS ver.)	10
Display	Yes	No	Yes	Yes	Yes	No	Yes	Yes	Yes
Keypad	Yes	No	Limited	Yes	Yes	No	Yes	Yes	Yes
AF Output Power (internal SP)	1300 mW typ.		1500 mW typ. (10% distortion)	1300 mW typ.	1500 mW typ.		1000 mW typ.	800 mW typ.	800 mW typ.
Intrinsically Safe	No		No	No	No		No	No	UL
Encryption	DES	Yes	No	No	No		No	No	No
	AES	Optional	No	No	No		No	No	No
Voice Scrambler (Digital)	Yes		Yes	Yes	Yes		Yes	Yes	Yes
Voice Scrambler (Analog)*4	Yes (Inversion)		No	Yes (Inversion)	No		No	Yes (Inversion)	Yes (Inversion)
OTAP (Over-the-Air Programming)	Optional		Yes (Over LTE)	Optional	No		No	No	Optional
CTCSS/DTCS Encoder/Decoder	Yes		Yes	Yes	Yes		Yes	Yes	Yes
2-Tone Encoder/Decoder	Yes		No	Yes	Yes		No	Yes	Yes
5-Tone Encoder/Decoder	Yes		No	Yes	Yes		No	Yes	Yes
DTMF Autodial	Yes		Yes (With optional HM-245T)	Yes	Yes		No	Yes	Yes
MDC 1200	Yes		No	Yes	Yes*5		No	Yes	Yes
Man Down	Yes		Yes	Yes	Yes		No	Yes*6	Yes
Motion Detection Sensor	Yes		Yes	Yes	Yes		No	No	Yes
Lone Worker	Yes		Yes	Yes	Yes		Yes	Yes	Yes
Voice Announcement	Yes		No	Yes	Yes		Yes	No	Yes
Vibration Alert	Yes		Yes	Yes	No		No	No	Yes
Voice Recorder	Yes		Yes	Yes	No		No	No	Yes
Bluetooth® Capability	Yes		Yes	Yes	No		No	No	Yes
GPS Receiver	Yes		Yes	External	External		No	Yes*6	No
Multi-Site Conventional	Yes		Yes	Yes	Yes		Yes	Yes	Yes
Type-D Single-site Trunking	Optional		No	Optional	Yes		Yes	Yes	Optional
Type-D Multi-site Trunking	Optional		No	Optional	No		Yes	Yes	Optional



IDAS™ Mobile Radio Feature Comparison

	IC-F5400D/IC-F6400D SERIES		IC-F5060D IC-F6060D SERIES	IC-F5330D IC-F6330D	IC-F5120D IC-F6120D SERIES
	IC-F5400D IC-F6400D	IC-F5400DS IC-F6400DS	IC-F5061D/3D IC-F6061D/3D	IC-F5330D IC-F6330D	IC-F5121D/3D IC-F6121D/3D
Frequency Range	136–174 MHz 380–470 MHz 450–512 MHz		136–174 MHz 350–400 MHz 400–470 MHz 450–512 MHz 450–520 MHz	136–174 MHz 400–520 MHz	136–174 MHz 350–400 MHz 400–470 MHz 450–512 MHz 450–520 MHz
Channels	1024*1	99	512	128	128
Digital Channel Spacing	6.25/12.5 kHz		6.25 kHz	6.25kHz	6.25 kHz
Dimensions (mm; in) (W x H x D; Projections are not included)	174 x 55 x 150; 6.9 x 2.2 x 5.9		160 x 45 x 150; 6.3 x 1.8 x 5.9	150 x 45 x 148; 5.9 x 1.8 x 5.8	150 x 40 x 167.5; 5.9 x 1.6 x 6.6
Weight (approx.)	1.5 kg; 3.3 lb		1.3 kg; 2.9 lb	1.4 kg; 3.1 lb (TBD)	1.1 kg; 2.4 lb
RF output power (High)	50 W (VHF) 45 W (UHF)		50 W (F5061D) 25 W (F5063D) 45 W (F6061D) 25 W (F6063D)	50 W (VHF) 45 W (UHF)	50 W (VHF) 45 W (UHF)
IP Rating	IP55		IP54*7	IPX4 (Microphone)	N/A
Display	Yes	2-digit numeric	Yes	Yes (Mic.)	Yes
Keypad	Yes		Yes	Yes (Mic.)	Yes
AF Output Power (internal SP)	4 W typ.		4 W typ.	1.5 W typ. (Mic.)	4 W typ.
Encryption	DES	Yes	No	No	No
	AES	Optional	No	No	No
Voice Scrambler (Digital)	Yes		Yes	Yes	Yes
Voice Scrambler (Analog)*4	Yes (Inversion)		Yes (Inversion)	No	No
OTAP (Over-the-Air Programming)	Optional		No	No	No
CTCSS/DTCS Encoder/Decoder	Yes		Yes	Yes	Yes
2-Tone Encoder/Decoder	Yes		Yes	Yes	Yes
5-Tone Encoder/Decoder	Yes		Yes	Yes	Yes
DTMF Autodial	Yes		Yes	Yes	Yes
MDC 1200	Yes		Yes	Yes*5	Yes
Lone Worker	Yes		Yes	Yes	Yes
Voice Announcement	Yes		No	No	No
Voice Recorder	Yes		No	No	No
Bluetooth® Capability	Yes		No	Yes	No
GPS Receiver	Yes*8		No	No	No
Front Panel Separation	Optional	No	Optional	No	No
Multiple Controller Capability	Yes	No	No	No	No
COMMANDMIC™ Capability	Yes	No	No	Yes	No
I/O Control Port	USB, D-SUB		D-SUB	Optional*9	Optional*9
Multi-Site Conventional	Yes		Yes	Yes	Yes
Type-D Single-site Trunking	Optional		Yes	Yes	Yes
Type-D Multi-site Trunking	Optional		Yes	No	No

*1 Upgrade licence (ISL-CHEX) required to enable 4000 channel capacity.

*2 With standard battery pack

*3 Conventional mode. 5:5:90 duty cycle, power save ON

*4 Inversion type voice scrambler is not compatible with UT-109R/ UT-110R voice scrambler.

*5 PTT ID, emergency call, radio check (RX) and stun/revive (RX)

*6 Depending on the version.

*7 IP dust and water tests were performed on the controller and RMK-3 only.

*8 UX-241 antenna is required.

*9 D-SUB. Digital modulation input is not available even when using accessory cables.

All stated specifications and features are subject to change without notice or obligation.



Analog Radio Feature Comparison

		HANDHELD RADIOS				MOBILE RADIOS		MURS RADIOS	
		IC-F1000T IC-F2000T	IC-F1000S IC-F2000S	IC-F1000 IC-F2000	IC-F3001/3 IC-F4001/3	IC-F5021/3/3H IC-F6021/3/3H	IC-F5011/3/3H IC-F6011/3/3H	IC-V10MR	IC-V3MR
Frequency Range		136–174 MHz			136–174 MHz	136–174 MHz		151.820, 151.880, 151.940, 154.570, 154.600 MHz	151.820, 151.880, 151.940, 154.570, 154.600 MHz
		335–380 MHz 400–470 MHz 450–512 MHz 450–520 MHz			350–400 MHz 400–470 MHz 450–512 MHz 450–520 MHz	400–470 MHz 450–512 MHz 450–520 MHz			
Channels		128	128	16	16	128	8	16	16
Channel Spacing		12.5/25 kHz			12.5/25 kHz, 15/30 kHz	12.5/25 kHz, 15/30 kHz		11.25/20 kHz	11.25/20 kHz
Dimensions* ¹ (mm; in) (W × H × D; Projections are not included)		52.2 × 111.8 × 24.5; 2.1 × 4.4 × 1.0			56 × 97 × 36.4; 2.3 × 4.4 × 1.4	150 × 40 × 167.5; 5.9 × 1.6 × 6.6 (50/45 W) 150 × 40 × 117.5; 5.9 × 1.6 × 4.6 (50/45 W)		52.2 × 111.8 × 24.5; 2.1 × 4.4 × 1.0	56 × 97 × 36.4; 2.3 × 4.4 × 1.4
Weight* ¹ (approx.)		240 g; 8.5 oz			270 g; 9.5 oz	1.1 kg; 2.4 lb (50/45 W) 0.8 kg; 1.8 lb (25 W)		240 g; 8.5 oz	270 g; 9.5 oz
RF output power (High)	VHF	5 W			5 W	50 W (F5021/3H) 25 W (F5023)	50 W (F5011/3H) 25 W (F5013)	2W	2 W
	UHF	4 W			4 W	45 W (F6021/3H) 25 W (F6023)	45 W (F6011/3H) 25 W (F6013)		
IP Rating		IP67			IP54	N/A		IP67	IP54
Operating Time* ² (hours)		14			20 (w/ BP-265) 14 (w/ BP-264)	N/A		16	24
Display		Yes	Yes	No	No	Yes	LED lighting	No	No
Keypad		Full	Limited	No	No	Yes		No	No
AF Output Power (internal SP)		1500 mW typ.			800 mW typ.	4 W typ.		1500 mW typ.	1500 mW typ.
Voice Scrambler		Yes (Inversion)			No	No		No	No
CTCSS/DTCS	Encoder/Decoder	Yes			Yes	Yes		Yes	Yes
2-Tone	Encoder/Decoder	Yes			Yes	Yes		Yes	Yes
5-Tone	Encoder/Decoder	Yes			Yes	Yes		No	No
DTMF Autodial		Yes			Yes	Yes		Yes	Yes
MDC 1200		Yes* ³			Yes* ⁵	Yes* ⁶		Yes* ³	Yes* ⁵
Man Down		Yes			No	No		Yes	No
Lone Worker		Yes			Yes	Yes		Yes	Yes
Motion Detection Sensor		Yes			No	No		Yes	No
Voice Announcement		Yes			No	No		Yes	No
Stun/Kill/Revive		Yes* ⁴			Yes* ⁴	Yes* ⁴		Yes* ⁴	Yes* ⁴
Remote Monitor		Yes* ⁴			Yes* ⁴	Yes* ⁴		Yes* ⁴	Yes* ⁴

*¹ With standard battery pack

*² 5:5:90 duty cycle, power save ON

*³ PTT ID, emergency (TX/RX), radio check (RX), stun/revive (RX), transmit status messages only

*⁴ RX only

*⁵ PTT ID and emergency only

*⁶ PTT ID, emergency (TX/RX), radio check (RX), stun/revive (RX) only

All stated specifications and features are subject to change without notice or obligation.





















Satellite PTT & IP Radios – LTE, Hybrid & WLAN Feature Comparision










	SATELLITE PTT	
	IC-SAT100	IC-SAT100M
Frequency Range	1616–1626.5 MHz	1616–1626.5 MHz
Talkgroups	15 (Max.)	15 (Max.)
Dimensions (mm; in) (W × H × D; Projections are not included)	57.8 × 135 × 32.8; 2.3 × 5.3 × 1.3	Antenna unit (with RF unit): 76.8 × 200 × 76.8; 3 × 7.9 × 3, Main unit: 125 × 29 × 156.5; 4.9 × 1.1 × 6.2
Weight (approximate)	360 g, 12.7 oz (with BP-300 and antenna)	Antenna unit (with RF unit): 500 g, 1.1 lb Main unit with microphone: 1.2 kg, 2.6 lb
IP Rating	IP67	IP67 (Antenna unit (with RF unit)), IP55 (mic), IP54 (main unit)
Operating Time (Hours)	14.5	–
Display	Yes	Yes
Keypad	Limited	Limited
AF Output Power (Internal SP)	1500 mW typical	1500 mW typical
Encryption AES	Yes	Yes
Vibration Alert	Yes	N/A
Voice Recorder	Yes	Yes
Bluetooth® Capability	Yes	Yes
GPS Receiver	Yes	Yes
Short Data Message	Yes	Yes
Emergency Call	Yes	Yes
PoE Capability	–	Yes
I/O Control Port	USB, 14-PIN ACC	D-SUB, LAN, Ignition sense

IP Radios – LTE & Hybrid						IP RADIO – WLAN
		IP730D/IP740D	IP504H	IP501H	IP501M	IP100H
Network (USA Versions)	LTE (4G)	B2, B4, B12	B2, B4, B5, B12, B13, B14, B25, B26, B41, B66, B71	B2, B4, B5, B17	B2, B4, B12	WLAN: IEEE 802.11 a/b/g/n 2.4–2.4835 GHz, 5.15–5.35, 5.47–5.85 GHz
	3G	B2, B5	–	B2, B5	B2, B5	
Dimensions (mm; in) (W × H × D; Projections are not included)		61.7 × 140.5 × 42.8; 2.4 × 5.5 × 1.7	59 × 95 × 32; 2.3 × 3.7 × 1.3	59 × 95 × 32; 2.3 × 3.7 × 1.3	125 × 29 × 156; 4.9 × 1.1 × 6.1	58 × 95 × 26.4 ; 2.3 × 3.7 × 1.0
Weight (approximate)		320 g, 11.3 oz	TBD	240 g, 8.5 oz	840 g, 1.9 lb (main unit)	205 g, 7.2 oz
IP Rating		IP67	IP67	IP67	IP54	IPX7
Operating Time (Hours)		24 (LTE mode), 13 (IDAS mode)	17	17	–	20
Display		Yes	Yes	Yes	Yes	Yes
Keypad		Limited	Limited	Limited	Limited	Limited
AF Output Power (Internal SP)		1500 mW typ. (10% distortion)	900 mW (10% distortion)	400 mW (10% distortion)	4 W (Extrenal SP)	400 mW typ. (10% distortion)
Provisioning/FOTA		Yes	Yes	Yes	Yes	No
Man Down		Yes	Yes	Yes	–	No
Lone Worker		Yes	Yes	Yes	Yes	No
Vibration Alert		No	Yes	Yes	–	Yes
Voice Recorder		Yes	Yes	Yes	Yes	No
Bluetooth® Capability		Yes	Yes	Yes	Yes	No
GPS Receiver		Yes	Yes	Yes	Yes	No
Short Data Message		Yes (LTE mode)	Yes	Yes	Yes	Yes
Emergency Call		Yes	Yes	Yes	Yes	Yes
I/O Control Port		–	–	–	LAN, Ignition sense, D-SUB (optional)	–

Optional Accessories for Handheld Radios

	BATTERY PACKS								
MODEL NAME	BP-292UL Li-ion 72 V/1910 mAh (min.) 2010 mAh (typ.) 	BP-300 Li-ion 72 V/2200 mAh (min.) 2350 mAh (typ.) 	BP-303 Li-ion 72 V/3200 mAh (min.) 3350 mAh (typ.) 	BP-283 Li-ion 72 V/1910 mAh (min.) 2010 mAh (typ.) 	BP-284 Li-ion 72 V/3070 mAh (min.) 3210 mAh (typ.) 	BP-294 Li-ion 72 V/3050 mAh (min.) 3150 mAh (typ.) 	BP-290 Li-ion 72 V/1910 mAh (min.) 2010 mAh (typ.) 	BP-280 Li-ion 72 V/2280 mAh (min.) 2400 mAh (typ.) 	BP-279 Li-ion 72 V/1485 mAh (min.) 1570 mAh (typ.) 
IC-SAT100		✓							
IP730D, IP740D			✓						
IP501H, IP504H									
IP100H									
IC-F7010T/S, IC-F7020T/S, IC-F7040T/S				✓	✓				
IC-F3400DT/DS/D, IC-F4400DT/DS/D				✓	✓				
IC-F3261DT/DS, IC-F3263DT/DS IC-F4261DT/DS, IC-F4263DT/DS									
IC-F52D, IC-F62D						✓	✓		
IC-F1100DT/DS/D, IC-F2100DT/DS/D								✓	✓
IC-F3230DT/DS, IC-F4230DT/DS									
IC-F52D-UL, IC-F62D-UL	✓								
IC-F1000T/S, IC-F2000T/S, IC-V10MR								✓ (For IC-F1000/IC-F2000series)*1	✓
IC-F3001, IC-F3003 IC-F4001, IC-F4003, IC-V3MR									

	BATTERY PACKS						BATTERY CASES		
MODEL NAME	BP-278 Li-ion 72 V/1130 mAh (min.) 1190 mAh (typ.) 	BP-232WP Li-ion 74 V/2200 mAh (min.) 2350 mAh (typ.) 	BP-265 Li-ion 74 V/1850 mAh (min.) 2000 mAh (typ.) 	BP-271 Li-ion 74 V/1150 mAh (min.) 1200 mAh (typ.) BP-272 Li-ion 74 V/1880 mAh (min.) 2000 mAh (typ.) 	BP-298 Li-ion 72 V/3200 mAh (min.) 3350 mAh (typ.) 	BP-307 Li-ion 72 V/3050 mAh (min.) 3150 mAh (typ.) 	BP-305 LR6 (AA) x5 cells 	BP-291 LR6 (AA) x5 cells 	BP-240 LR03 (AAA) x6 cells 
IC-SAT100									
IP730D, IP740D							✓		
IP501H, IP504H				✓		✓			
IP100H				✓		✓			
IC-F7010T/S, IC-F7020T/S, IC-F7040T/S									
IC-F3400DT/DS/D, IC-F4400DT/DS/D									
IC-F3261DT/DS, IC-F3263DT/DS IC-F4261DT/DS, IC-F4263DT/DS		✓							✓
IC-F52D, IC-F62D								✓	
IC-F1100DT/DS/D, IC-F2100DT/DS/D	✓								
IC-F3230DT/DS, IC-F4230DT/DS		✓							✓
IC-F52D-UL, IC-F62D-UL									
IC-F1000T/S, IC-F2000T/S, IC-V10MR	✓ (For IC-F1000/IC-F2000series)*1								
IC-F3001, IC-F3003 IC-F4001, IC-F4003, IC-V3MR			✓ (For IC-F3001/IC-F4001series)*2		✓ (For IC-V3MR)				





	BATTERY CASES			CHARGERS					
MODEL NAME	BP-261 LR6 (AA) x6 cells 	BP-263 LR6 (AA) x6 cells 	BP-273 LR6 (AA) x3 cells 	BC-241 *4 Rapid charger 	BC-219N *4 Rapid charger 	BC-225 *4 Intelligent charger 	BC-226 Rapid charger Connectable type 	BC-227 *4 Rapid charger 	BC-213 *4 Rapid charger 
IC-SAT100				✓			✓	✓	
IP730D, IP740D							✓	✓	
IP501H, IP504H									
IP100H			✓						
IC-F7010T/S, IC-F7020T/S, IC-F7040T/S					✓	✓		✓	
IC-F3400DT/DS/D, IC-F4400DT/DS/D					✓	✓	✓	✓	
IC-F3261DT/DS, IC-F3263DT/DS IC-F4261DT/DS, IC-F4263DT/DS	✓								
IC-F52D, IC-F62D					✓	✓	✓	✓	
IC-F1100DT/DS/D, IC-F2100DT/DS/D									✓
IC-F3230DT/DS, IC-F4230DT/DS	✓								
IC-F52D-UL, IC-F62D-UL							✓*3	✓*3	
IC-F1000T/S, IC-F2000T/S, IC-V10MR									✓
IC-F3001, IC-F3003 IC-F4001, IC-F4003, IC-V3MR		✓							

*1 Except IC-V10MR *2 Except IC-V3MR *3 The battery charger, BC-226, or BC-227 must not be used in an explosive atmosphere. *4 AC adapter supplied, depending on charger version.
The IC-F52D-UL/IC-F62D-UL models should only be used with the specified approved options.

Optional Accessories for Handheld Radios

	CHARGERS						READER SOFTWARE	MULTI-CHARGERS	
MODEL NAME	BC-160 ^{*4} Rapid charger 	BC-193 ^{*4} Rapid charger for BP-265 	BC-240 ^{*4} Rapid charger for BP-298 	BC-202IP3L Connectable type Connects up to six BC-202IP3L units. 	BC-202 ^{*4} Rapid charger BC-202IP2^{*4} Rapid charger with smart charging function  <small>(Photo shows BC-202IP2)</small>	BC-218 ^{*4} Rapid charger with Bluetooth® function 	RS-BC225 Intelligent charger software for Windows™ PC 	BC-214N ^{*4} Either AD-130 AD-132N or AD-140 is supplied with the BC-214N. 	BC-214 ^{*4} AD-130 is supplied with the BC-214, depending on version. 
IC-SAT100								✓ (#30/31, AD-140 installed)	
IP730D, IP740D								✓ (#62/63, AD-132N installed)	
IP501H, IP504H				✓	✓	✓			
IP100H				✓	✓				
IC-F7010T/S, IC-F7020T/S, IC-F7040T/S							✓ (Use with BC-225)	✓ (#62/63, AD-132N installed)	
IC-F3400DT/DS/D, IC-F4400DT/DS/D							✓ (Use with BC-225)	✓ (#62/63, AD-132N installed)	
IC-F3261DT/DS, IC-F3263DT/DS IC-F4261DT/DS, IC-F4263DT/DS	✓								
IC-F52D, IC-F62D							✓ (Use with BC-225)	✓ (#62/63, AD-132N installed)	
IC-F1100DT/DS/D, IC-F2100DT/DS/D								✓ (#42/43, AD-130 installed)	✓ (#42/43, AD-130 installed)
IC-F3230DT/DS, IC-F4230DT/DS	✓								
IC-F52D-UL, IC-F62D-UL									
IC-F1000T/S, IC-F2000T/S, IC-V10MR								✓ (#42/43, AD-130 installed)	✓ (#42/43, AD-130 installed)
IC-F3001, IC-F3003 IC-F4001 IC-F4003 IC-V3MR		✓ (For IC-F3001/IC-F4001 series) ^{*2}	✓ (For IC-V3MR)					✓ (#27/28, AD-139 installed for IC-V3MR)	

MODEL NAME	MULTI-CHARGERS		AC ADAPTERS						CHARGER CABLES
	BC-197 ^{*4} Either AD-121, AD-122 is supplied with the BC-197, depending on version.	BC-211 ^{*4}	BC-242 12 V/1 A	BC-123S ^{*5} 12 V/1 A L-shape plug	BC-123S ^{*5} 12 V/1 A straight plug for BC-226/BC-202IP3L single unit	BC-157S 12 V/7.5 A	BC-228 15 V/4 A	BC-207S 12 V/4.2 A	CP-23L For 12 V DC
IC-SAT100									
IP730D, IP740D			✓ (Use with BC-241)			✓ (Use with BC-214N)			
IP501H, IP504H		✓ (AD-127 installed)		✓ (Use with BC-227)	✓ (Use with BC-226)	✓ (Use with BC-214N)	✓ (Use with BC-226)		✓ (Use with BC-227)
IP100H		✓ (AD-127 installed)		✓ (Use with BC-202IP2)	✓ (Use with BC-202IP3L)	✓ (Use with BC-211)	✓ (Use with BC-202IP3L)	✓ (Use with BC-218)	✓ (Use with BC-218)
IC-F7010T/S, IC-F7020T/S, IC-F740T/S				✓ (Use with BC-202IP2)	✓ (Use with BC-202IP3L)	✓ (Use with BC-211)	✓ (Use with BC-202IP3L)		✓ (Use with BC-219N or BC-227)
IC-F3400DT/DS/D, IC-F4400DT/DS/D				✓ (Use with BC-225, BC-227 or BC-219N)	✓ (Use with BC-226)	✓ (Use with BC-214N)	✓ (Use with BC-226)		✓ (Use with BC-219N or BC-227)
IC-F3261DT/DS, IC-F3263DT/DS, IC-F4261DT/DS, IC-F4263DT/DS	✓ (#22/23, AD-122 installed)			✓ (Use with BC-225, BC-227 or BC-219N)	✓ (Use with BC-226)	✓ (Use with BC-214N)	✓ (Use with BC-226)		✓ (Use with BC-219N or BC-227)
IC-F52D, IC-F62D				✓ (Use with BC-160)	✓ (Use with BC-197)				✓ (Use with BC-160)
IC-F1100DT/DS/D, IC-F2100DT/DS/D			✓ (Use with BC-213)	✓ (Use with BC-225, BC-227 or BC-219N)	✓ (Use with BC-226)	✓ (Use with BC-214N)	✓ (Use with BC-226)		✓ (Use with BC-219N or BC-227)
IC-F3230DT/DS, IC-F4230DT/DS	✓ (#22/23, AD-122 installed)			✓ (Use with BC-213)		✓ (Use with BC-214N)			✓ (Use with BC-213)
IC-F52D-UL, IC-F62D-UL				✓ (Use with BC-160)		✓ (Use with BC-197)			✓ (Use with BC-160)
IC-F1000T/S, IC-F2000T/S, IC-V10MR				✓ (Use with BC-227)			✓ (Use with BC-226)		✓ (Use with BC-227)
IC-F3001, IC-F3003, IC-F4001, IC-F4003, IC-V3MR	✓ (#12/13, AD-121 installed for IC-F3001/IC-F4001)		✓ (Use with BC-213)	✓ (Use with BC-213)		✓ (Use with BC-214N)			✓ (Use with BC-213)
			✓ (Use with BC-240 for IC-V3MR)	✓ (Use with BC-191)		✓ (Use with BC-197)			✓ (Use with BC-193 or BC-240)

MODEL NAME	CHARGER CABLES		DC POWER CABLES	
	CP-22 With DC-DC CONVERTER	CP-25H For 12 V DC	OPC-515L	OPC-656
IC-SAT100				
IP730D, IP740D			✓ (Use with BC-227)	✓ (Use with BC-214N)
IP501H, IP504H	✓ (Use with BC-218)	✓ (Use with BC-202IP3L)		
IP100H		✓ (Use with BC-202IP3L)		
IC-F7010T/S, IC-F7020T/S, IC-F740T/S			✓ (Use with BC-219N, BC-225 or BC-227)	✓ (Use with BC-214N)
IC-F3400DT/DS/D, IC-F4400DT/DS/D			✓ (Use with BC-219N, BC-225 or BC-227)	✓ (Use with BC-214N)
IC-F3261DT/DS, IC-F3263DT/DS, IC-F4261DT/DS, IC-F4263DT/DS			✓ (Use with BC-160)	✓ (Use with BC-197)
IC-F52D, IC-F62D			✓ (Use with BC-219N, BC-225 or BC-227)	✓ (Use with BC-214N)
IC-F1100DT/DS/D, IC-F2100DT/DS/D				✓ (Use with BC-214N)
IC-F3230DT/DS, IC-F4230DT/DS			✓ (Use with BC-160)	✓ (Use with BC-197)
IC-F52D-UL, IC-F62D-UL			✓ (Use with BC-227)	
IC-F1000T/S, IC-F2000T/S, IC-V10MR				✓ (Use with BC-214N)
IC-F3001, IC-F3003, IC-F4001, IC-F4003, IC-V3MR			✓ (Use with BC-193 or BC-240)	✓ (Use with BC-197 or BC-214N)

^{*5} BC-123 for the USA plug. SE for European plug. SV for Australian plug.

Optional Accessories for Handheld Radios

MODEL NAME	SPEAKER-MICROPHONES								
	HM-245T With SUB PTT button Available later IP67	HM-236 IP67	HM-184UL IP67	HM-222H BTL speaker-microphone ^{*6} IP68	HM-184/H IP67	HM-168LWP Waterproof connector IP67	HM-158LA	HM-159LA	HM-222HLWP BTL speaker-microphone ^{*6}
IC-SAT100				✓					
IP730D, IP740D	✓	✓		✓	✓				
IP501H, IP504H									
IP100H									
IC-F7010T/S, IC-F7020T/S, IC-F7040T/S				✓					
IC-F3400DT/DS/D, IC-F4400DT/DS/D				✓					
IC-F3261DT/DS, IC-F3263DT/DS IC-F4261DT/DS, IC-F4263DT/DS					✓				
IC-F52D, IC-F62D				✓					
IC-F1100DT/DS/D, IC-F2100DT/DS/D						✓	✓	✓	✓
IC-F3230DT/DS, IC-F4230DT/DS						✓	✓	✓	✓
IC-F52D-UL, IC-F62D-UL			✓						
IC-F1000T/S, IC-F2000T/S, IC-V10MR						✓	✓	✓	✓
IC-F3001, IC-F3003 IC-F4001, IC-F4003, IC-V3MR							✓	✓	✓

MODEL NAME	SPEAKER-MICROPHONES				EARPHONE-MICROPHONES				TIE-CLIP MICROPHONES
	HM-222HLS BTL speaker-microphone	HM-183LS IPX7	HM-186LS	HM-215	HM-153LA	HM-166LA	HM-153LS	HM-166LS	HM-238MC With SUB PTT button
IC-SAT100									
IP730D, IP740D									✓
IP501H, IP504H	✓ (For IP504H)	✓	✓	✓ (Use with BC-218)			✓	✓	
IP100H		✓	✓				✓ ^{*7}	✓ ^{*7}	
IC-F7010T/S, IC-F7020T/S, IC-F7040T/S									
IC-F3400DT/DS/D, IC-F4400DT/DS/D									
IC-F3261DT/DS, IC-F3263DT/DS IC-F4261DT/DS, IC-F4263DT/DS									
IC-F52D, IC-F62D									
IC-F1100DT/DS/D, IC-F2100DT/DS/D					✓	✓			
IC-F3230DT/DS, IC-F4230DT/DS						✓			
IC-F52D-UL, IC-F62D-UL									
IC-F1000T/S, IC-F2000T/S, IC-V10MR					✓	✓			
IC-F3001, IC-F3003 IC-F4001, IC-F4003, IC-V3MR									










MODEL NAME	TIE-CLIP MICROPHONES	HEADSETS						
	HM-163MC	HS-94 Earhook type with boom microphone	HS-94LWP Earhook type with waterproof connector	HS-95 Behind-the-head type	HS-95LWP Behind-the-head type with waterproof connector	HS-97 Throat microphone type	HS-102 Earphone type	VS-3 Bluetooth® headset
IC-SAT100	✓	✓ (Use with VS-5MC)		✓ (Use with VS-5MC)		✓ (Use with VS-5MC)		✓
IP730D, IP740D	✓	✓ (Use with VS-5MC)		✓ (Use with VS-5MC)		✓ (Use with VS-5MC)		✓
IP501H, IP504H		✓ ^{*9} (Use with OPC-2006LS or OPC-2328)		✓ ^{*9} (Use with OPC-2006LS or OPC-2328)		✓ ^{*9} (Use with OPC-2006LS or OPC-2328)	✓ (Use with OPC-2359)	✓
IP100H		✓ ^{*9} (Use with OPC-2006LS or OPC-2328)		✓ ^{*9} (Use with OPC-2006LS or OPC-2328)		✓ ^{*9} (Use with OPC-2006LS or OPC-2328)	✓ ^{*7} (Use with OPC-2359)	
IC-F7010T/S, IC-F7020T/S, IC-F7040T/S	✓ ^{*8}	✓ ^{*10} (Use with VS-4MC or VS-5MC)		✓ ^{*10} (Use with VS-4MC or VS-5MC)		✓ ^{*10} (Use with VS-4MC or VS-5MC)		✓
IC-F3400DT/DS/D, IC-F4400DT/DS/D		✓ (Use with VS-4MC)		✓ (Use with VS-4MC)		✓ (Use with VS-4MC)		
IC-F3261DT/DS, IC-F3263DT/DS IC-F4261DT/DS, IC-F4263DT/DS		✓ (Use with VS-4MC)		✓ (Use with VS-4MC)		✓ (Use with VS-4MC)		
IC-F52D, IC-F62D	✓	✓ (Use with VS-5MC)		✓ (Use with VS-5MC)		✓ (Use with VS-5MC)		✓
IC-F1100DT/DS/D, IC-F2100DT/DS/D		✓ (Use with VS-4LA or OPC-2004LA)	✓	✓ (Use with VS-4LA or OPC-2004LA)	✓	✓ (Use with VS-4LA or OPC-2004LA)		
IC-F3230DT/DS, IC-F4230DT/DS		✓ (Use with VS-4LA)		✓ (Use with VS-4LA)		✓ (Use with VS-4LA)		
IC-F52D-UL, IC-F62D-UL								
IC-F1000T/S, IC-F2000T/S, IC-V10MR		✓ (Use with VS-4LA or OPC-2004LA)	✓	✓ (Use with VS-4LA or OPC-2004LA)	✓	✓ (Use with VS-4LA or OPC-2004LA)		
IC-F3001, IC-F3003 IC-F4001, IC-F4003, IC-V3MR		✓ (Use with VS-4LA or OPC-2004LA)		✓ (Use with VS-4LA or OPC-2004LA)		✓ (Use with VS-4LA or OPC-2004LA)		

^{*6} Increased speaker-microphone volume depends on the combination of the transceiver and microphone. Ask your dealer for possible combination.




^{*7} Requires either HM-153LS, HM-166LS or HS-102 with OPC-2359 for full-duplex operation. ^{*8} For IC-F7040T/S only.

25 ^{*9} HS-94, HS-95 and HS-97 headsets are simplex mode operation only. ^{*10} VS-4MC for IC-F7010/IC-F7020 series, VS-5MC for IC-F7040 series.

Optional Accessories for Handheld Radios








MODEL NAME	PTT SWITCH CABLES					PLUG ADAPTER CABLES		EARPHONES	
	VS-4MC For manual PTT operation 	VS-5MC For manual PTT, VOX operation 	VS-4LA For manual PTT operation 	OPC-2328 For manual PTT operation 	OPC-2359 	OPC-2004LA For VOX operation 	OPC-2006LS For VOX operation 	EH-15B 2.5 mm plug 	SP-26 2.5 mm plug 
IC-SAT100		✓ ¹¹ (Use with HS-94, HS-95 or HS-97)						✓ (Use with HM-163MC)	✓ (Use with HM-163MC)
IP730D, IP740D		✓ (Use with HS-94, HS-95 or HS-97)						✓ (Use with HM-163MC or HM-238MC)	✓ (Use with HM-163MC or HM-238MC)
IP501H, IP504H				✓ (Use with HS-94, HS-95 or HS-97)	✓ (Use with HS-102)		✓ (Use with HS-94, HS-95 or HS-97)		
IP100H				✓ (Use with HS-94, HS-95 or HS-97)	✓ (Use with HS-102)		✓ (Use with HS-94, HS-95 or HS-97)		
IC-F7010T/S, IC-F7020T/S, IC-F7040T/S	✓ ¹¹ (Use with HS-94, HS-95 or HS-97)	✓ ¹² (Use with HS-94, HS-95 or HS-97)						✓ ¹¹ (Use with HM-163MC)	✓ ¹¹ (Use with HM-163MC)
IC-F3400DT/DS/D, IC-F4400DT/DS/D	✓ (Use with HS-94, HS-95 or HS-97)								
IC-F3261DT/DS, IC-F3263DT/DS, IC-F4261DT/DS, IC-F4263DT/DS	✓ (Use with HS-94, HS-95 or HS-97)								
IC-F52D, IC-F62D		✓ (Use with HS-94, HS-95 or HS-97)						✓ (Use with HM-163MC)	✓ (Use with HM-163MC)
IC-F1100DT/DS/D, IC-F2100DT/DS/D			✓ (Use with HS-94, HS-95 or HS-97)			✓ (Use with HS-94, HS-95 or HS-97)			
IC-F3230DT/DS, IC-F4230DT/DS			✓ (Use with HS-94, HS-95 or HS-97)						
IC-F52D-UL, IC-F62D-UL									
IC-F1000T/S, IC-F2000T/S, IC-V10MR			✓ (Use with HS-94, HS-95 or HS-97)			✓ (Use with HS-94, HS-95 or HS-97)			
IC-F3001, IC-F3003, IC-F4001, IC-F4003, IC-V3MR			✓ (Use with HS-94, HS-95 or HS-97)			✓ (Use with HS-94, HS-95 or HS-97)			









MODEL NAME	EARPHONES					ACC ADAPTERS		BELT CLIPS	
	SP-27 3.5 mm plug 	SP-28 2.5 mm plug 	SP-29 3.5 mm plug 	SP-32 Tube earphone adapter 	SP-40 3.5 mm plug 	AD-118 Allows you to use 6-pin Hirose plug accessories 	AD-135 3.5 mm jack earphone adapter 	MB-135 MB-133 MB-127 MB-124 MB-94R MBB-3 MBB-5 Alligator type 	MB-136 MB-93 Swivel type 
IC-SAT100	✓ (Use with HM-222H or AD-135)	✓ (Use with HM-163MC)	✓ (Use with HM-222H or AD-135)	✓ (Use with EH-15B)	✓ (Use with HM-222H or AD-135)	✓	✓	✓ (Use MBB-5)	
IP730D, IP740D	✓ (Use with HM-222H, HM-245T or AD-135)	✓ (Use with HM-163MC or HM-238MC)	✓ (Use with HM-222H, HM-245T or AD-135)		✓ (Use with HM-222H, HM-245T or AD-135)		✓	✓ (Use MB-133)	✓ (Use MB-136)
IP501H, IP504H								✓ (Use MB-135)	
IP100H								✓ (Use MB-127)	
IC-F7010T/S, IC-F7020T/S, IC-F7040T/S	✓ ¹² (Use with HM-222H or AD-135)	✓ ¹² (Use with HM-163MC)	✓ ¹² (Use with HM-222H or AD-135)	✓ ¹² (Use with EH-15B)	✓ ¹² (Use with HM-222H or AD-135)	✓	✓ ¹²	✓ (Use MB-133)	✓ (Use MB-136)
IC-F3400DT/DS/D, IC-F4400DT/DS/D						✓		✓ (Use MB-133)	✓ (Use MB-136)
IC-F3261DT/DS, IC-F3263DT/DS, IC-F4261DT/DS, IC-F4263DT/DS						✓		✓ (Use MB-94R)	✓ (Use MB-93)
IC-F52D, IC-F62D	✓ (Use with HM-222H or AD-135)	✓ (Use with HM-163MC)	✓ (Use with HM-222H or AD-135)	✓ (Use with EH-15B)	✓ (Use with HM-222H or AD-135)	✓	✓	✓ (Use MBB-3)	✓ (Use MB-136)
IC-F1100DT/DS/D, IC-F2100DT/DS/D								✓ (Use MB-133)	
IC-F3230DT/DS, IC-F4230DT/DS								✓ (Use MB-94R)	✓ (Use MB-93)
IC-F52D-UL, IC-F62D-UL								✓ (Use MBB-3)	✓ (Use MB-136)
IC-F1000T/S, IC-F2000T/S, IC-V10MR								✓ (Use MB-133)	
IC-F3001, IC-F3003, IC-F4001, IC-F4003, IC-V3MR								✓ (Use MB-124)	








MODEL NAME	BELT HANGERS			CHARGER BRACKET	MOUNT BASE	BRACKET ADAPTOR	CARRYING CASES	
	MB-96N Swivel type 	MB-96F Fixed type 	MB-96FL Long type 	MB-130 	MBF-1 For use with BC-218 	MBA-7 For use with BC-218 	LC-195 ^{*13} 	LC-191 ^{*13} 
IC-SAT100								
IP730D, IP740D	✓	✓	✓				✓	
IP501H, IP504H					✓ (Use with MBA-7)	✓ (Use with MBF-1)		
IP100H								
IC-F7010T/S, IC-F7020T/S, IC-F7040T/S	✓	✓	✓					
IC-F3400DT/DS/D, IC-F4400DT/DS/D	✓	✓	✓					
IC-F3261DT/DS, IC-F3263DT/DS, IC-F4261DT/DS, IC-F4263DT/DS	✓	✓	✓	✓ (Use with BC-160)				
IC-F52D, IC-F62D	✓	✓	✓					
IC-F1100DT/DS/D, IC-F2100DT/DS/D				✓ (Use with BC-213)				
IC-F3230DT/DS, IC-F4230DT/DS	✓	✓		✓ (Use with BC-160)				
IC-F52D-UL, IC-F62D-UL	✓	✓	✓					
IC-F1000T/S, IC-F2000T/S, IC-V10MR				✓ (Use with BC-213)				✓
IC-F3001, IC-F3003, IC-F4001, IC-F4003, IC-V3MR				✓ (Use with BC-193)				

^{*10} VS-4MC for IC-F7010/IC-F7020 series, VS-5MC for IC-F7040 series.^{*11} For IC-F7010/IC-F7020 series only
^{*12} For IC-F7040T/S only. ^{*13} Charging is possible while the case is attached.

Optional Accessories for Handheld Radios

MODEL NAME	CARRYING CASES						STRAP	DOCKING STATION
	LC-184 ^{*13} 	LC-186 ^{*13} 	LC-187 ^{*13} For use with BP-290 LC-190 ^{*13} For use with BP-294  (Photo shows LC-187)	LC-188 For use with BP-290 	LC-183 ^{*13} For use with BP-271 	LC-185 ^{*13} For use with BP-272 	MB-57L Long shoulder strap 	BC-247 ^{*15} Charging cradle 
IC-SAT100								✓
IP730D, IP740D							✓ (Use with LC-195)	
IP501H, IP504H					✓	✓	✓ (Use with LC-183 or LC-185)	
IP100H								
IC-F7010T/S, IC-F7020T/S, IC-F7040T/S	✓							
IC-F3400DT/DS/D, IC-F4400DT/DS/D	✓ ^{*14}	✓ ^{*14}						
IC-F3261DT/DS, IC-F3263DT/DS IC-F4261DT/DS, IC-F4263DT/DS								
IC-F52D, IC-F62D			✓	✓				
IC-F1100DT/DS/D, IC-F2100DT/DS/D								
IC-F3230DT/DS, IC-F4230DT/DS								
IC-F52D-UL, IC-F62D-UL								
IC-F1000T/S, IC-F2000T/S, IC-V10MR								
IC-F3001, IC-F3003 IC-F4001, IC-F4003, IC-V3MR								

MODEL NAME	ANTENNAS					CUT ANTENNAS	HIGH GAIN ANTENNAS	
	FA-S81V 136–150 MHz FA-S82V 148–162 MHz FA-S83V 160–174 MHz FA-S81U 380–430 MHz FA-S82U 430–480 MHz FA-S83U 470–520 MHz 	FA-SC25V 136–150 MHz FA-SC55V 150–174 MHz FA-SC25U 400–430 MHz FA-SC57U 430–470 MHz FA-SC72U 470–520 MHz 	FA-SC28V 148–162 MHz FA-SC29V 160–174 MHz 	FA-SC01U 350–400 MHz FA-SC02U 330–380 MHz FA-SC03U 380–430 MHz 	FA-S100U 760–870 MHz 	FA-S67VC 136–174 MHz FA-S76UC 380–520 MHz 	FA-SC61VC 136–174 MHz FA-SC61UC 380–520 MHz 	FA-SC62V 150–160 MHz FA-SC63V 155–165 MHz 
IC-SAT100								
IP730D, IP740D		✓	✓	✓			✓	✓
IP501H, IP504H								
IP100H								
IC-F7010T/S, IC-F7020T/S, IC-F7040T/S	✓				✓	✓		
IC-F3400DT/DS/D, IC-F4400DT/DS/D	✓					✓		
IC-F3261DT/DS, IC-F3263DT/DS IC-F4261DT/DS, IC-F4263DT/DS		✓		✓ (Use FA-SC01U or FA-SC03U)			✓	✓
IC-F52D, IC-F62D		✓ (Except FA-SC55V)	✓	✓ (Use FA-SC01U)			✓	✓
IC-F1100DT/DS/D, IC-F2100DT/DS/D		✓	✓	✓ (Use FA-SC01U or FA-SC02U)			✓	✓
IC-F3230DT/DS, IC-F4230DT/DS		✓		✓ (Use FA-SC01U or FA-SC03U)			✓	✓
IC-F52D-UL, IC-F62D-UL		✓ (Except FA-SC55V)	✓	✓ (Use FA-SC01U)			✓	✓
IC-F1000T/S, IC-F2000T/S, IC-V10MR		✓	✓ (Use FA-SC28V for IC-V10MR)	✓ (Use FA-SC02U)			✓	✓
IC-F3001, IC-F3003 IC-F4001, IC-F4003, IC-V3MR		✓	✓ (Use FA-SC28V for IC-V3MR)	✓ (Use FA-SC01U or FA-SC03U)			✓	✓

	STUBBY ANTENNAS		SATELLITE + GPS ANTENNAS				
MODEL NAME	<div>FA-S81VS 136–150 MHz</div> <div>FA-S82VS 148–162 MHz</div> <div>FA-S83VS 160–174 MHz</div> <div>FA-S81US 400–450 MHz</div> <div>FA-S82US 450–490 MHz</div> <div></div>	<div>FA-SC26VS 136–144 MHz</div> <div>FA-SC27VS 142–150 MHz</div> <div>FA-SC56VS 150–162 MHz</div> <div>FA-SC57VS 160–174 MHz</div> <div>FA-SC26US 400–450 MHz</div> <div>FA-SC73US 450–490 MHz</div> <div></div>	<div>FA-S103U</div> <div>Quick release connector</div> <div></div>	<div>FA-S102U</div> <div></div>	<div>AH-38</div> <div>OPC-2113 or user supplied coaxial cable required.</div> <div></div>	<div>AH-40</div> <div>1.5 m; 16.4 ft cable length</div> <div></div>	<div>AH-41 ^{*16}</div> <div>OPC-2462 or user supplied coaxial cable required.</div> <div></div>
IC-SAT100			✓	✓	✓	✓	✓
IP730D, IP740D		✓					
IP501H, IP504H							
IP100H							
IC-F7010T/S, IC-F7020T/S, IC-F7040T/S	✓						
IC-F3400DT/DS/D, IC-F4400DT/DS/D	✓						
IC-F3261DT/DS, IC-F3263DT/DS IC-F4261DT/DS, IC-F4263DT/DS		✓					
IC-F52D, IC-F62D		✓					
IC-F1100DT/DS/D, IC-F2100DT/DS/D		✓					
IC-F3230DT/DS, IC-F4230DT/DS		✓					
IC-F52D-UL, IC-F62D-UL		✓					
IC-F1000T/S, IC-F2000T/S, IC-V10MR		✓					
IC-F3001, IC-F3003 IC-F4001, IC-F4003, IC-V3MR		✓					

^{*13} Charging is possible while the case is attached. ^{*14} LC-184 for use with IC-F3400DT/DS, IC-F4400DT/DS. LC-186 for use with IC-F3400D, IC-F4400D.

27 ^{*15} Comes with DC power cable, AC adapter and adapter cable (DC to AC). ^{*16} Supplied with 1.5 m, 4.9 ft coaxial cable, power box, AC adapter and mounting kit.

Optional Accessories for Handheld Radios

MODEL NAME	COAXIAL CABLES			ZONE COPY CABLES		APPLICATIONS		SPEAKERPHONE UNIT	PROGRAMMING SOFTWARE
	OPC-2422 For AH-40(5 m; 16.4 ft)	OPC-2462 For AH-41(59 m; 193.5 ft)	OPC-2113 For AH-38 (10 m, 32.8 ft)	OPC-1870 Handheld to handheld	OPC-2362 Handheld to mobile	RS-SAT100 For Android™ For iOS™	IP500APP LTE radio mobile application*17	VE-SP1 (IP radio is not supplied.)	CS-V10MR CS-V3MR For Windows™
IC-SAT100	✓	✓	✓			✓			
IP730D, IP740D							✓		
IP501H, IP504H							✓	✓	
IP100H									
IC-F7010T/S, IC-F7020T/S, IC-F7040T/S				✓	✓				
IC-F3400DT/DS/D, IC-F4400DT/DS/D				✓	✓				
IC-F3261DT/DS, IC-F3263DT/DS IC-F4261DT/DS, IC-F4263DT/DS				✓					
IC-F52D, IC-F62D				✓					
IC-F1100DT/DS/D, IC-F2100DT/DS/D									
IC-F3230DT/DS, IC-F4230DT/DS									
IC-F52D-UL, IC-F62D-UL				✓					
IC-F1000T/S, IC-F2000T/S, IC-V10MR									✓ (Use CS-V10MR for IC-V10MR)
IC-F3001, IC-F3003 IC-F4001, IC-F4003, IC-V3MR									✓ (Use CS-V3MR for IC-V3MR)










*17 For iOS™: iOS™ version 12 or later. For Android™: Android™ version 8.0 or later This service may not be available depending on the country/region.










Optional Accessories for Mobile Radios

MODEL NAME	HAND MICROPHONES								
	HM-220 Heavy-duty type IP54	HM-220T Heavy-duty type with DTMF keypad IP54	HM-221 IP55	HM-221T DTMF keypad type IP55	HM-211 Active Noise Canceling	HM-152	HM-152T DTMF keypad type	HM-148G Heavy-duty type	HM-148T Heavy-duty type with DTMF keypad
IC-SAT100M									
IP501M									
IC-F7510, IC-F7520, IC-F7540	✓	✓	✓	✓					
IC-F9511HT					✓	✓	✓	✓	✓
IC-F5400D, IC-F6400D	✓	✓	✓	✓					
IC-F5400DS, IC-F6400DS	✓	✓	✓	✓					
IC-F5061/D, IC-F5063/D IC-F6061/D, IC-F6063/D					✓	✓	✓	✓	✓
IC-F5330D, IC-F6330D									
IC-F5121D, IC-F5123D IC-F6121D, IC-F6123D					✓	✓	✓	✓	✓
IC-F5021, IC-F5023/H IC-F6021, IC-F6023/H						✓	✓	✓	✓
IC-F5011, IC-F5013/H IC-F6011, IC-F6013/H						✓	✓	✓	✓

MODEL NAME	SPEAKER-MICROPHONE	HEADSET	DESKTOP MICROPHONES		EXTERNAL SPEAKERS	SEPARATION KITS	
	HM-241	VS-3 Bluetooth® headset	SM-29	SM-26 SM-28	SP-30	SP-35 With 2 m; 6.5 ft cable SP-35L With 6 m; 19.7 ft cable	RMK-5 RMK-7 Dual-head
IC-SAT100M		✓			✓	✓	
IP501M	✓	✓		✓ (Use SM-28)	✓	✓	
IC-F7510, IC-F7520, IC-F7540		✓	✓		✓	✓	✓ (Separation cable is required)
IC-F9511HT				✓ (Use SM-26)	✓	✓	✓ (Separation cable is required)
IC-F5400D, IC-F6400D			✓		✓	✓	✓ (Separation cable is required)
IC-F5400DS, IC-F6400DS			✓		✓	✓	✓ (Separation cable is required)
IC-F5061/D, IC-F5063/D IC-F6061/D, IC-F6063/D				✓ (Use SM-26)	✓	✓	
IC-F5330D, IC-F6330D		✓			✓	✓	
IC-F5121D, IC-F5123D IC-F6121D, IC-F6123D				✓ (Use SM-26)	✓	✓	
IC-F5021, IC-F5023/H IC-F6021, IC-F6023/H				✓ (Use SM-26)	✓	✓	
IC-F5011, IC-F5013/H IC-F6011, IC-F6013/H				✓ (Use SM-26)	✓	✓	

Optional Accessories for Mobile Radios

	SEPARATION KITS	COMMANDMIC™		SEPARATION CABLES			GPS ANTENNA	ACC CABLES	
MODEL NAME	RMK-3 	HM-218 Secondary controller for use with RMK-5 	HM-230HB 	OPC-2367 8 m; 26.2 ft OPC-2366 5 m; 16.4 ft OPC-2365 3 m; 9.8 ft OPC-2364 1.9 m; 6.2 ft 	OPC-2373 1.9 m; 6.2 ft OPC-2374 8 m; 26.2 ft 	OPC-608 8 m; 26.2 ft OPC-726 5 m; 16.4 ft OPC-607 3 m; 9.8 ft OPC-609 1.9 m; 6.2 ft 	UX-241 5 m; 16.4 ft cable length 	OPC-1939 D-SUB 15-pin type 	OPC-2078 D-SUB 25-pin type 
IC-SAT100M									
IP501M			✓						
IC-F7510, IC-F7520, IC-F7540		✓ (Separation cable is required)		✓ (Use with RMK-5 or RMK-7)	✓ (Use with HM-218)		✓		
IC-F9511HT						✓			
IC-F5400D, IC-F6400D		✓ (Separation cable is required)		✓ (Use with RMK-5 or RMK-7)	✓ (Use with HM-218)		✓		
IC-F5400DS, IC-F6400DS							✓		
IC-F5061/D, IC-F5063/D IC-F6061/D, IC-F6063/D	✓					✓ (Use with RMK-3)			
IC-F5330D, IC-F6330D								✓*18	✓*18
IC-F5121D, IC-F5123D IC-F6121D, IC-F6123D								✓*18	✓*18
IC-F5021, IC-F5023/H IC-F6021, IC-F6023/H								✓	✓
IC-F5011, IC-F5013/H IC-F6011, IC-F6013/H								✓	✓

	ACC CABLES	ZONE COPY CABLES		MICROPHONE CABLES		SAT ANTENNA	COAXIAL CABLE	AC ADAPTER	APPLICATION
MODEL NAME	OPC-2407 D-SUB 25-pin type 	OPC-2362 Mobile to handheld 	OPC-1871 Mobile to handheld OPC-1532 Mobile to mobile  <small>(Photo shows OPC-1871)</small>	OPC-2355 2.5 m; 8.2 ft cable length 	OPC-2429 For use with the supplied speaker microphone (2 m, 6.5 ft) 	AH-40 Satellite + GPS antenna (1.5 m; 16.4 ft cable) 	OPC-2422 For AH-40 (5 m; 16.4 ft) 	BC-157S 12 V/7.5 A 	RS-SAT100 For Android™ For iOS™ 
IC-SAT100M					✓	✓	✓	✓	✓
IP501M	✓			✓ <small>(Use with HM-230HB or HM-241)</small>					
IC-F7510, IC-F7520, IC-F7540		✓							
IC-F9511HT			✓						
IC-F5400D, IC-F6400D		✓							
IC-F5400DS, IC-F6400DS		✓							
IC-F5061/D, IC-F5063/D IC-F6061/D, IC-F6063/D									
IC-F5330D, IC-F6330D									
IC-F5121D, IC-F5123D IC-F6121D, IC-F6123D									
IC-F5021, IC-F5023/H IC-F6021, IC-F6023/H									
IC-F5011, IC-F5013/H IC-F6011, IC-F6013/H									










*18 Digital modulation input is not available even when using accessory cables.

Activation Keys for Handheld and Mobile Radios

	ACTIVATION KEYS							
MODEL NAME	ISL-3 APCO P25 Trunking Phase 1	ISL-P25TR APCO P25 Trunking Phase 1	ISL-P25P2 APCO P25 Trunking Phase 2	ISL-P25AES AES Encryption Activation Key	ISL-P25VS APCO P25 Conventional Voting Scan	ISL-P25DS APCO P25 Packet Data Service (GPS/Text)	ISL-P25FP Front Panel Programming	ISL-P25W 25 kHz Activation Key (for USA version transceivers)
IC-F7010T/S, IC-F7020T/S, IC-F7040T/S		✓	✓	✓ (Use with UT-134)	✓	✓	✓	✓
IC-F7510, IC-F7520, IC-F7540		✓	✓	✓ (Use with UT-134)	✓	✓	✓	✓
IC-F9511HT	✓							









	ACTIVATION KEYS				
MODEL NAME	ISL-UGMTR NXDN™ Type-D Trunking Upgrade Key	ISL-AKAES AES Encryption Activation Key	ISL-CHEX Channel Expansion Key increases channel number up to 4000	ISL-AKSTM Dealer Set Mode Activation Key	ISL-AK25K 25 kHz Activation Key (for USA version transceivers)
IC-F3400DT/DS/D, IC-F4400DT/DS/D	✓	✓ (Use with UT-134)	✓	✓	✓
IC-F52D, IC-F62D	✓				✓
IC-F52D-UL, IC-F62D-UL	✓				✓
IC-F5400D/DS, IC-F6400D/DS	✓	✓ (Use with UT-134)	✓	✓	✓

Optional Accessories for Repeaters

	CHANNEL MODULES	NETWORK CONTROLLER	IDAS™ SOFTWARE			GPS ANTENNA	HAND MICROPHONE	DESKTOP MICROPHONE	EXTERNAL SPEAKER
MODEL NAME	UR-FR5300 136–174 MHz, 50 W UR-FR6300 330–400, 400–470, 450–512, 450–520 MHz, 50 W 	UC-FR5300 *19 	CF-FR5000MC Multi-site conventional software for UC-FR5300 	CF-FR5000MT Type-D Multi-site trunking software for UC-FR5300 	CF-FR5300SC Simulcast conventional software for UC-FR5300 	UX-241 5 m; 16.4 ft cable length 	HM-152 	SM-26 	SP-35 2 m; 6.5 ft cable SP-35L 6 m; 19.7 ft cable 
IC-FR9010, IC-FR9020									
IC-FR5300, IC-FR6300	✓	✓	✓ (Use with UC-FR5300)	✓ (Use with UC-FR5300)	✓ (Use with UC-FR5300)	✓	✓	✓	✓

*19 The following versions are available. #11: CF card not included (Type-D single-site trunking) #12: CF-FR5000MC included #13: CF-FR5000MT included #14: CF-FR5300SC included

Optional Accessories for RoIP Gateway and IP Products

	AC ADAPTERS		AUDIO CONNECTION CABLES					
MODEL NAME	BC-2075 12 V/4.2 A 	BC-1475 *20 12 V/0.25 A 	OPC-2273 For VHF marine transceiver 5 m; 16.4 ft 	OPC-2390 For IC-FR5000 series 5 m; 16.4 ft 	OPC-2275 For mobile transceiver 5 m; 16.4 ft 	OPC-2276 For HM-152 or SM-26 5 m; 16.4 ft 	OPC-2389 For RS-232 serial connection 5 m; 16.4 ft 	OPC-2412 For IC-SAT100 5 m; 16.4 ft 
VE-PG4			✓	✓	✓	✓	✓	✓
AP-95M	✓							
IP100FS		✓ (Use with CT-23)						
RC-FS10		✓ (Use with CT-23)						








	SPEAKER-MICROPHONE	HAND MICROPHONES			DESKTOP MICROPHONE	DIGITAL VOICE CONVERTER	MICROPHONE ADAPTER	ACCESS POINT MANAGER
MODEL NAME	HM-241 	HM-152 	HM-152T DTMF keypad type 	HM-216 Short cable*22 	SM-26 	CT-24 For more than five digital radio connections 	CT-23 	RS-AP3 
VE-PG4	✓	✓*21	✓*21	✓*21	✓*21	✓		
AP-95M								✓
IP100FS		✓ (Use with CT-23 and BC-1475)			✓ (Use with CT-23 and BC-1475)		✓ (Use with SM-26 or HM-152)	
RC-FS10		✓ (Use with CT-23 and BC-1475)			✓ (Use with CT-23 and BC-1475)		✓ (Use with SM-26 or HM-152)	








*20 BC-1475A for the USA plug. SE for European plug. SV for Australian plug.

*21 The HM-152, HM-152T, HM-216 and SM-26 has no Speaker function. An external speaker is required to be connected to the VE-PG4 to hear received audio with these accessories.

*22 The HM-216 has a total of 490 mm cable length including a 300 mm curl code, while the HM-152 has a total of 900 mm cable length.

Optional Accessories for HF Radio

	HAND MICROPHONE	REMOTE CONTROL MIC	SEPARATION KIT	SEPARATION CABLES	AUTOTUNING ANTENNA	EXTERNAL SPEAKERS	
MODEL NAME	HM-193 	HM-192 	RMK-6 For controller attached version 	OPC-608 8 m; 26.2 ft OPC-726 5 m; 16.4 ft OPC-607 3 m; 9.8 ft OPC-609 1.9 m; 6.2 ft 	AH-740 2.5–30 MHz Compact type 	SP-30 	SP-35 With 2 m; 6.5 ft cable SP-35L With 6 m; 19.7 ft cable 
IC-F8101	✓	✓	✓	✓	✓	✓	✓

	GPS UNIT	GPS/MODEM CABLE	ANTENNA TUNER	ANTENNA ELEMENT	SHIELDED CONTROL CABLE	MOUNTING BRACKET	COOLING FAN
MODEL NAME	UX-248 Can be used with Enhanced version. 	OPC-2308 	AT-140 	AH-2b 	OPC-2309 10 m; 32.8 ft 	MB-126 	CFU-F8100 
IC-F8101	✓	✓	✓	✓ (Use with AT-140)	✓ (Use with AT-140)	✓	✓

Some options may not be available in some countries. Please ask your dealer for details.

Read all instructions enclosed with the transceiver carefully and completely before using the transceiver.

☒ : Applicable
 ☐ : Not applicable

Global Wireless Communications Company

Icom Inc., launched over 50 years ago as an amateur radio manufacturing company is now a global wireless communications company that provides the world with the most comprehensive range of radio solutions for land, sea and air.



Icom, Icom Inc. and Icom logo are registered trademarks of Icom Incorporated (Japan) in Japan, the United States, the United Kingdom, Germany, France, Spain, Russia, Australia, New Zealand and/or other countries. IDAS, the IDAS logo, AQUAQUAKE and COMMANDMIC are registered trademarks or trademarks of Icom Incorporated. NXDN is a trademark of Icom Incorporated and JVC KENWOOD Corporation. dPMR is a trademark of the dPMR MoU Association. AMBE+2 is a trademark and property of Digital Voice Systems Inc. Windows is a trademark of the Microsoft group of companies. The Bluetooth® word mark and logos are registered trademarks owned by Bluetooth SIG, Inc. and any use of such marks by Icom Inc. is under licence. Iridium, and the Iridium connected logo are trademarks and registered trademarks of Iridium Satellite LLC. iOS is a trademark or registered trademark of Cisco in the U.S. and other countries and is used under license. Android is a trademark of Google LLC. All other trademarks are the properties of their respective holders.

Icom Inc.

1-1-32, Kamiminami, Hirano-Ku, Osaka 547-0003, Japan Phone: +81 (06) 6793 5302 Fax: +81 (06) 6793 0013

www.icomjapan.com

Count on us!

Icom America Inc.
www.icomamerica.com

Icom (Europe) GmbH
www.icomeurope.com

Icom (Australia) Pty. Ltd.
www.icom.net.au

Your local distributor/dealer:

Icom Canada
www.icomcanada.com

Icom Spain S.L.
www.icomspain.com

Shanghai Icom Ltd.
www.bjicom.com

Icom Brazil
E-mail: sales@icombrasil.com

Icom (UK) Ltd.
www.icomuk.co.uk

Icom France s.a.s.
www.icom-france.com